

March ~ April
2015

Newsletter of the East York Garden Club



The East York Garden Club is a member of the Ontario Horticultural Association, District 5.

Meetings are held on the third Thursday of each month (except August and December) in the Stan Wadlow Clubhouse, 373 Cedarvale Avenue at 7:30 p.m.

Refreshments are available at 7:00 p.m. The Clubhouse is wheelchair-accessible. Visitors are always welcome.

Yearly membership fees are \$20 for a single, and \$30 for a family. To inquire about membership, please contact Cristina Brown at 416-755-9077.

Visit us on the web at www.eygc.ca

President:

Susan Bartlett

Vice President:

Rosalind Regnier
& Barbara Fairbanks

Newsletter Editor:

Jennifer McDougall



Thursday, March 19th, 2015, 7:30 p.m.

Topic: Growing Clematis Speaker: Peter Keeping

Clematis is a wonderful flowering vine and Peter Keeping's presentation will cover all aspects of growing clematis: planting, fertilizing, pruning, dealing with wilt, and propagation. Peter will also introduce some new varieties and their growing requirements.

Peter started growing Clematis in the early 1980's. He is a council member of the International Clematis Society and a member of the British Clematis Society. He has travelled to Europe and the U.S. to find new varieties of Clematis. He brings in new Clematis plants from Germany, U.K., Japan and the U.S. He has spent many years testing these varieties to make sure they are hardy for our climate.

You can see Peter at the Peterborough Garden Show, Oshawa plant sale and the Port Perry Garden Show. To look up Clematis on the web - www.clematis.hull.ac.uk. Over 3500 Clematis are listed.

Members with surnames beginning with "J" through "M" are asked to bring in some cookies or squares for the refreshment table. Don't forget to bring your own mug for coffee or tea.

Thursday, April 16th, 2015, 7:30 p.m.

Topic: Taming Wildflowers: From Seed to Vase

Speaker: Miriam Goldberger

NOTE: The Todmorden Mills Wildflower Preserve Stewardship Team will be join us for the evening.

This inspirational presentation is a seductive celebration of wildflowers featuring lush photos from Miriam's 100 acre flower farm. Learn how-to grow native wildflowers from seed and how to incorporate wildflowers into your gardens to support pollinators.

Long before "Green" or "Sustainable" became the powerful buzzwords they are today, Miriam Goldberger began growing wildflowers and fell madly in love with the beauty and practicality that native plants bring to our lives. A flower farmer since 1986, Miriam has seeded, planted, nurtured, harvested and created floral designs with thousands upon thousands of wildflowers. As an expert in organic and sustainable gardening, Miriam is on intimate terms with the easy steps gardeners and flower lovers can take to create beautiful, diverse and sustainable landscapes.


She is the founder and co-owner of Wildflower Farm, a wildflower seed production company in Ontario, Canada – a magical 100 acres where the wildflower gardens and meadows thrive without irrigation or pesticides and are a pollinators' paradise. Miriam is truly a woman out standing in her field. Miriam's new book, *Taming Wildflowers*, is the culmination of a 25-year love affair with wildflowers. Loaded with hundreds of lush, full-colour photographs, this truly unique wildflower guide includes easy ways to grow wildflowers from seed, identify seedlings, design a wildflower cutting garden, incorporate wildflowers into traditional borders, community gardens or a home vegetable garden, harvest fresh wildflowers, dry wildflowers, create wildflower floral arrangements and design your very own DIY wildflower wedding.

Members with surnames beginning with "N" through "S" are asked to bring in some cookies or squares for the refreshment table. Don't forget to bring your own mug for coffee or tea.

Library Kiosk News

March & April Speaker Events

By Audrey Campbell



Are **clematis** vines just as demanding as roses? What else asks for their toes to be cool and for me to remember which ones require pruning and which not? And for heavens sake, just what am I doing wrong after all the reading I have done?

For the faithful and hopeful, check the resources on hand at the kiosk: *A Greener Thumb*, *Flower Gardening Bible*, *Gardening Made Easy*.

Wildflower gardeners will find the kiosk has multiple resources for wildflower information. Last spring I visited a wonderful garden that had Philadelphia fleabane Proudly clumped in a formal bed with other perennials and shrubs – the effect was charming.

Creating a Wildflower Garden, *Wildflowers*, *Grow Wild*, *New Ontario Naturalized Garden*, *Natural Landscapes Resource Book*.

Heritage in East York



I am a member of the Garden Club but also a member of the Toronto/East York Preservation Panel. Our panel reports to the Toronto Preservation Board. Our responsibilities include identifying historic buildings and properties and putting recommendations forward to the Preservation Board to have them designated. Do you have a heritage home or building that you would like to see protected? Do you know any in your area that you think may be worthy of protection?

Another area that our Panel is responsible for is the naming of laneways and streets. If you know of any that you think should be named, we can recommend them to the Preservation Board.


I would be very pleased hear from anyone who has a suggestion for a designation or a lane/street name idea.

Anita Millar
amillar1961@gmail.com



Two of our Garden Club Members entered the East End Arts - **PICTURESQUE GARDEN CONTEST** in the Garden Category and **WON**.

Please congratulate Daisy Fai Auer & Diane Ronan on their winning photo's. Please visit the East End Arts Facebook page (<https://www.facebook.com/eastendartsToronto>) to see more winning photo's.



RUNNER UP: Daisy Fai Auer, Sarah's garden



HONOURABLE MENTION: Diane Ronan

Thinking Ahead for the April Flower Show


The April Flower Show takes place at our monthly meeting held on **April 16**. Entry time is 6:30 p.m. to 7:10 p.m. Judging begins at 7:15 p.m. sharp. Listed below are the categories for the show.

SECTION A – CUT SPECIMENS

1. Hyacinth, any colour, 1 spike
2. Iris, 1 stalk
3. Narcissus, trumpet, 1 stem
4. Narcissus, large cup, 1 stem
5. Narcissus, small cup, 1 stem
6. Narcissus, any other variety, 1 stem
7. Tulip, 1 stem
8. Any flowering bulb, corm or rhizome, 1 stem
9. Violas, (Pansies, Johnny jump-ups), 5 blooms
10. Collection of rockery flowers and/or small flowering bulbs, 3 or more kinds, must be named
11. Helleborus (e.g. Christmas Rose), 1 stem
12. Flowering Branch, natural or forced, not to exceed 76 cm
13. Branch, foliage only, natural or forced, not to exceed 76 cm
14. Any other flowering perennial, 1 stem

SECTION B – HOUSEPLANTS

1. African violet, 1 crown, 1 pot
2. Cactus or succulent, 1 pot
3. Foliage house plant, plain foliage, 1 pot
4. Foliage house plant, variegated foliage, 1 pot
5. Orchid, 1 pot
6. Any other house plant, flowering, 1 pot
7. Cell pack of seedlings, grown by exhibitor, must be named



SECTION C – DESIGN CATEGORIES

1. Show Theme: "Todmorden Mills Wildflower Preserve"
Shrinking Violet – an miniature design (maximum dimensions 12.7 cm)
 - a. Experienced exhibitors
 - b. Novice exhibitors (A person who has not yet won a first-place ribbon in a design category at an EYGC flower show.)
2. Todmorden Mills – a design with a visible use of water
3. Trillium – a triangle design
4. Oxbow Trail – a crescent design
5. Marsh Marigolds – a design using yellow flowers

SECTION D – PRESERVES

Full container, made within the previous 12 months and **must be vacuum-sealed**. No more than two entries per class per household. Ingredients must be listed.

1. Chili Sauce or Salsa, 1 jar
2. Jam, 1 jar
3. Jelly, 1 jar (clear)
4. Marmalade, 1 jar
5. Pickles, 1 jar
6. Vinegar, flavoured, 1 jar



CORRECTION: In the November-December edition of the East York Garden, the piece on the Rockery should have included Cain Knoechel in the thank you list. Thanks goes to Cain for her friendly reminders to all the Rockery volunteers.

*Book Revue:**By: Anna Leggatt***taming wildflowers: BRINGING THE BEAUTY AND SPLENDOR OF NATURE'S BLOOMS INTO YOUR OWN BACKYARD**

Miriam Goldberger, St. Lynn's Press, Pittsburg, 2014. ISBN-13:987-0-9855622-6-7 Hardcover, 208 pages, \$19.95



This book is attractively presented and well illustrated with photographs.

Read it even if you do not, at the moment, grow wildflowers. You will be persuaded to add more species to your gardening palette.

Miriam starts by explaining how Wildflowers changed her world and how her Wildflower Farm developed.

Plant life covered much of the earth about 380 million years ago, before flowering plants developed. She explains how over 90% of plants that flourished for millions of years have gone, upsetting animal life and whole ecosystems. She explains terms such as native, naturalized, heirloom, mutant, etc.

A short history of Plant Evolution follows, with the importance of floral structure in the Angiosperms. Then pollination and seed dispersal, with a simple description of the groups of 4000 or so native North American species of bees. The problems of the non-native honeybees is discussed.

She urges us to grow more native plants for our pollinators as non-natives probably provide sub standard food. Miriam states, "Most edible wild foods are higher in protein and fiber and lower in sugars than their heirloom equivalents we find at the grocery store."

80 pages are filled with 60 of her favorite wildflowers and native grasses, organized by season, Spring, late Spring-Early Summer, Summer and then Fall.

Each species has a photograph of the plant in flower, plus a picture of the seedling. This feature is great bonus! The description of the flower includes what wildlife it attracts and how long it would last as a cut flower. A list includes height, colour, bloom time, soil requirements, moisture, germination strategies, containerization, what parts (if any) are everlasting, deer resistance, salt tolerance, edibility and where, in North America, it is native.

This fantastic informative chapter is followed descriptions of Must-Have non-native annuals and decorative vegetables.

Chapter 5 is called Making Babies. 14 pages give clear instructions on germinating seeds, with what to use, where to put your seeds, then transplanting, fertilization, problems and the hardening off and planting outside.

Different soils, composting and various kinds of gardens are discussed.

She explains how to harvest your flowers and how to design with them, both fresh and dried. The book ends with Wildflower Weddings and how to do one yourself.

There is an index of the native flowers and grasses mentioned. I would prefer it at the very back, plus also indexing topics and terms. The useful list of best wildflowers/grasses by soil type follows the index.

I am trying to downsize. I thought I would read this book and then pass it on. It is staying in my library.

Todmorden Mills Heritage Site: An Overview

Todmorden Mills Heritage Site opened to the public in 1967 as part of East York's contribution to the celebration of Canada's centennial. The project was the fulfilment of the dream of Mayor True Davidson and environmentalist Charles Sauriol to recognize the contributions of the early settlers of the Don Valley who had provided lumber, flour, beer, paper and bricks to the City of Toronto.

In 1821, the Helliwell family settled in the area and established a brewery and distillery. They re-named the area Todmorden after their home town in Lancashire, England as the landscape of the Don Valley was reminiscent of it.

The Todmorden paper mill, now the Papermill Theatre and Gallery, was the first of its kind in Upper Canada to produce machine-made paper. It provided newsprint for some of the colony's first publications including William Lyon Mackenzie's newspaper *The Colonial Advocate*.

Following a disastrous fire in 1847 which destroyed the brewery and distillery, the Helliwells began to sell their property in the valley. By 1855, the Taylor family had purchased most of the land in Todmorden, including the paper mill. The Taylors are now remembered for their brick making company – the Don Valley Pressed Brick Company. Many of the well-known buildings in Toronto, including Casa

Loma, Hart House, and Toronto General Hospital, were built with bricks from the valley. The Brick Works continued to produce bricks until the 1980s.

During World War II, a prisoner of war camp was located in what is now the parking lot. The camp consisted of four wooden structures guarded by World War I veterans. The prisoners were young German merchant seamen, in their teens and early twenties, who worked as labourers for the nearby brick factories.

Following the devastation of Hurricane Hazel in 1954, the Metro Region Conservation Authority was formed and the entire site was declared part of the flood plain. This halted any new industrial and residential development and preserved the four original buildings that remain on the site.

When Toronto and the surrounding boroughs amalgamated in 2000, Todmorden Mills became one of 10 historic sites operated by the City of Toronto, Museum Services.

The Wildflower Preserve

The grounds are home to a 9.2 hectare Wildflower (Nature) Preserve. The trail winds through several different habitats including Upland Forest on the slopes, Bottomland Forest, Swamp, Pond, Dry Meadow and Wet Meadow. The Wildflower Preserve is a long-term, ongoing project undertaken by volunteers. Their aim is to reintroduce the native plant species that were here when the settlers arrived and to remove the invasive non-native species that have been introduced.

The preserve provides a green oasis within a major urban centre and is a highly valued spiritual, cultural, and environmental space.

Taken from: www1.toronto.ca/todmordenmills

JAPANESE FLORAL EXHIBITION

Presented by
Ikenobo Ikebana
Society of Toronto



Sunday, March 29, 2015
12:00 pm to 5:00 pm

Japanese Canadian Cultural Centre
6 Garamond Court, Don Mills
(Wynford Dr. & Don Valley Pkwy)

Demonstration by Professor Makoto Fujii, Kyoto, Japan

Tea Room

Ikebana Displays By
Members of the Toronto Chapter

Admission \$5.00 at the door

For further information, phone: 416-229-9950 or
416-467-4962 or email: ikenoboto@sympatico.ca



*If you would like to make a submission in be included in the next issue of The East York Garden newsletter the next **deadline is April 26th, 2015***


Please e-mail you comments regarding our Newsletter or submissions for the next issue to jenn@majam.net



EAST YORK GARDEN CLUB

We're on the Web!

<http://www.eygc.ca>



Spring is Coming ...

*Mark your Calendars ~
Some Great Upcoming Events*

- ♦ **March 13th to 22th** ~ Canada Blooms at the Direct Energy Centre
- ♦ **March 22nd** ~ Evergreen's 4th Annual Seedy Sunday from 10 am to 3 pm. With FREE gardening workshops: <http://www.evergreen.ca/whats-on/event-details/11085#Workshops>
- ♦ **March 28th** ~ Earth Hour, turn off your lights from 8:30 to 9:30 p.m.
- ♦ **April 22nd** ~ Earth day
- ♦ **April 18th** ~ OHA District 5 AGM hosted by North Toronto Horticultural Society and the Toronto Region Rhododendron Society, with the theme ***Toronto City of Ravines.***
- ♦ **May 31th** ~ Canadian Cancer Society 10th Annual Spring Garden Tour, 10 am - 4 pm, Mineola area of Mississauga - Contact person is: Sabrina Abdullah, SAbdulah@ONTARIO.CANCER.CA
- ♦ **June 13 & 14th** ~ Through the Garden gate: Lawrence Park, by Toronto Botanical Gardens visit <http://torontobotanicalgarden.ca/enjoy/special-events/through-the-garden-gate/> for tickets.