



The East York Garden Club is a member of the Ontario Horticultural Association, District 5.

Meetings are held on the third Thursday of each month (except August and December) in the Stan Wadlow Clubhouse, 373 Cedarvale Avenue at 7:30 p.m.

Refreshments are available at 7:00 p.m. The Clubhouse is wheelchair-accessible. Visitors are always welcome.

Yearly membership fees are \$20 for a single, and \$30 for a family. To inquire about membership, please contact Cristina Brown at 416-755-9077.

Visit us on the web at [www.eygc.ca](http://www.eygc.ca)

President:

Barbara Fairbanks

Vice President:

Rosalind Regnier

Newsletter Editor:

Jennifer McDougall



## East York Garden Club



Thursday, March 17th, 2016, 7:30 p.m.

### Topic: Our Club's History & Celebration

**Speakers: Malcolm Geast & Club Members**

East York Garden Club is celebrating the 90th Anniversary of this community group. Join us to hear how the club started in 1926 and how those 90 years have brought us to the vibrant club we are today. The evening will round out with words from East York dignitaries, show & tell slide shows by some members and greetings from near and far.

An EYGC member since 1998, Malcolm Geast was President of the Club from 2004 to 2007. He has been the lead for the photography contest since 2000 and the website coordinator since 2001. As well, he is the photographer for the City of Toronto Front Garden Awards.

Malcolm is currently the Historian for the Ontario Horticultural Association, and an Assistant District Director of District 5 of the OHA, and one of the Association's webmasters.

Now retired, Malcolm spent 34 years with Environment Canada, working at several weather offices in southern Ontario and in Downsview as a climatologist and software developer.

Join us for tea and cake after the presentation.

Thursday, April 21st, 2016, 7:30 p.m.

### Topic: What is New & Exciting in Easy Care Perennials for 2016

**Speaker: Dawn Golloher of Gardens Plus**

Dawn Golloher of Gardens Plus will present the new & exciting easy care perennials for 2016. Dawn will review what makes them qualify to be 'easy care' and share some knowledge on the offerings this year for all lighting conditions.

Dawn will be selling some of the plants she will highlight.

Dawn Golloher is the owner of Gardens Plus located in Donwood just east of Peterborough. The business was established in 1995 as a garden installation business and this retail location opened in 1997. Gardens Plus' specialty is Hosta, Daylilies, Cone flowers and Coral Bells.

The website was created in 2001 and shows all the perennials available with pictures, pricing, hours, a mail order option and even a mini tour of the award winning display gardens.

Dawn is busy as the nursery is open 6 days a week from early May to the end of July and offers a unique experience with display gardens up front, green houses and stock beds out back.


It is season 19 and Dawn says she is just like many of gardeners, just a bit more out of control! Dawn's focus is on growing easy care perennials so everyone can enjoy their gardens not just work in them.

Members with surnames beginning with "T" through "Z" are asked to bring in some cookies or squares for the refreshment table. Don't forget to bring your own mug for coffee or tea.

## *Prez Patch: My garden is Full of Memories & Friends, with Thanks*

As always, it will be interesting to see what the spring will bring. One never knows what will survive or what will kick-the-bucket in the garden. With the mild winter it was so tempting to go out and putter, but I restrained myself.

I see the snowdrops coming up and I think of my mother who planted the bulbs decades ago along with the chionodoxa bulbs at the side of the house. After the snowdrops, it will soon be a beautiful sea of blue. Thanks Mum.



Our bird bath heater was set up again this winter and I thought of Veronica Callinan.



While this year the heater was rarely needed, a couple of years ago Veronica suggested replacing the stone bath part with a plastic oil pan from Canadian Tire. Great idea with a few stones in it to keep it weighted and giving the birds the shallowness they need and no cracking of the bath! Thanks VC.

Just before Christmas, our beautiful hellebore known as the 'Christmas Rose' was bursting with pure white blooms and centres of the clearest delicate shade of yellow against the dark glossy green foliage, I thought of Betty Meyers who gave me the plant in 2010. Thanks Betty.

Despite the weather, (and everyone is saying it: temperatures like England, no snow, freezing cold, a dump of snow, dozens of robins here already!, bright sun, dull and damp... etc, etc) spring will arrive on March 20th whether we have had a winter or not and memories will continue to grow in my garden.



It has been an adjustment becoming the Club's President and I thank Susan Bartlett for her patient guidance along the way. Another person I want to thank is my neighbour, Heather Gillis. Now, I am not the most tech-savvy person and this young woman has been an immense help to me—guiding me through Power Point, clip art, photo to uploading etc. She also is extremely patient and knowledgeable and not currently working. At my suggestion, she is starting up a sideline of tech help for those of us that didn't fully keep up with the changing technical world, and could use some assistance. Her "ad" is in this newsletter as a way of thanks. I'm sure I will be calling her again as the year goes by!

Barb Fairbanks  
President

### Marie Sharp Sends Her **Congratulations**

One of our former members sends the East York Garden Club her congratulations for the 90th anniversary.

While Marie Sharp is no longer a member, she was an active member opening her garden to tours and baking for the Club.

She is now 92 and she has some health problems, but she says her brain is still working well and her spirits are good. She is as active as she can be and still does embroidery and baking cookies and giving them to the needy. She has a small group of new Canadians helping her with the garden.

She invites old garden club friends to call or visit her any time. We are hoping she is able to attend our March meeting.




## East York Garden Club's 90th Anniversary

By Joyce Crook

Although the East York Garden Club was established in 1926 and continued without interruption, difficult years lay ahead. The great depression in the next decade found members having to meet commitments necessary in operating a garden club.

Then in the 40's, the war years, membership dropped due to enlistments in the forces, others on shift work making implements of war. In those difficult days everyone tried to help a worthy cause.

Despite all the problems, we should be proud of our East York Garden Club for maintaining such high standards.



When the Garden Club celebrated their 65th anniversary, I had the opportunity of walking in the parade on July 1st with former member Grace Masterson. That was a memorable day and fun for all of us.

Another proud occasion came about 3 years ago when my favourite Peace rose won Best Specimen in the September show. Jean Quinn kindly took the attached picture which appeared in The Observer newspaper.



In 2016 we look forward to celebrate Queen Elizabeth's birthday in April when she reaches her 90th year. The only thing I have in common with the Queen is I too, was born in 1926.

My warmest greetings to all the members in the East York Garden Club. May the club continue to uphold the traditions of good gardening for our East York community.

Sincerely,  
Joyce Crook

### A Favourite Smell

By: Helen Koski

I cannot choose the Rose,  
Too commonplace a song.  
I want a symphony of perfume,  
An opera of aroms,  
The gasp of an aria  
GARDINIA!



Do you need help getting better acquainted with your computer? Let me walk you through it.

**in home, one-on-one instruction to help you with:**  
social media . e-mail . digital cameras . tablets . cell phones  
digital file and photo organization . free online programs  
skype . browsing the internet. and more!

call or text Heather Gillis @ 416.985.0409 to book an appointment  
\$25/hour -- mention you're an member of the EY Garden Club for 20% off



## Volunteers Needed for Canada Blooms!

Every year the OHA has a booth at Canada Blooms and needs 2 volunteers per shift to promote Horticultural Societies all over Ontario. Malcolm Geast and Nancy Serrick organize the volunteers and it is a very enjoyable few hours.

- The three shifts are: 10am-1pm; 1-4pm; 4-7pm
- It is great meeting other gardeners, promoting our club and others and you get free admission (but you pay for your own transportation/parking) and can visit both Canada Blooms & the Home Show before or after your shift!
- There is a binder of information for all the districts in the OHA and lots of brochures, bookmarks, plant sale flyers from all the different clubs for you to distribute to the public. Plus, there will be lots of the new and beautiful EYGC brochures to hand out to local gardeners and potential new members!
- If you haven't done this before, a great opening line to draw people in as they pass is "Do you belong to a garden club?" and it the chat just rolls on from there.

If you would like to be a volunteer contact Nancy Serrick of District 5 at [nser@rogers.com](mailto:nser@rogers.com)

## JAPANESE FLORAL EXHIBITION

Presented by  
Ikenobo Ikebana Society of Toronto



Sunday, March 20, 2016

12:00 pm to 5:00 pm

Official Opening 2:00 pm

Japanese Canadian Cultural Centre  
6 Garamond Court, Don Mills  
(Wynford Dr. & Don Valley Pkwy)

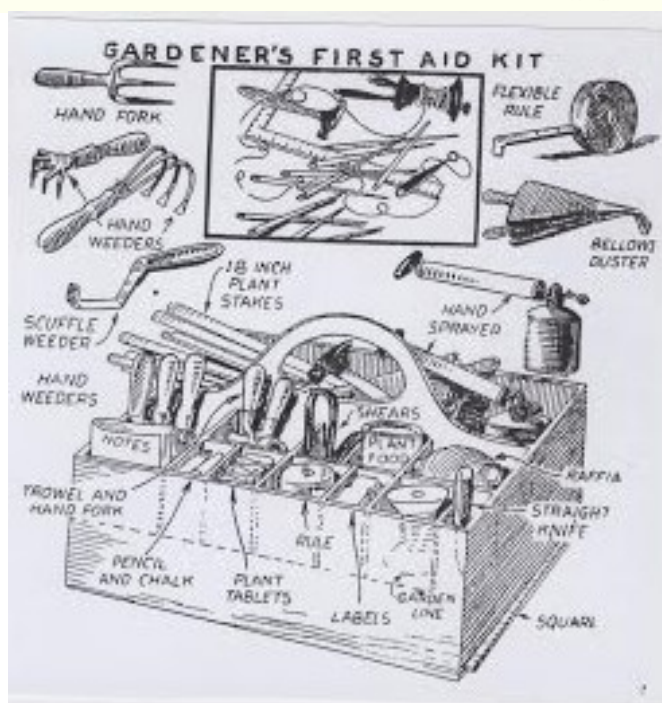
Demonstration by  
Professor Kiyoshi Imagawa  
Kyoto, Japan

Tea Room

Ikebana Displays By  
Members of the Toronto Chapter

Admission \$10.00 at the door

For further information, phone: 416-467-4962 or  
email: [ikenoboto@sympatico.ca](mailto:ikenoboto@sympatico.ca)



From: The Complete Book of Garden Magic by Roy E. Biles,  
was originally published in 1935 and updated 1953.

Illustrations: Jos. E. Ebertz et al

## *Hosting the District 5 AGM*

*By Susan Bartlett*

As you may have heard by now, the East York Garden Club will be hosting the Annual General Meeting of District 5 of the Ontario Horticultural Association (henceforth to be known as “District 5 AGM”).

How did East York receive this honour? There are 18 clubs in District 5, and hosting is rotated throughout the district. The district runs up to Lake Simcoe, so depending on which society is hosting, some some years the event has been held in York region, while other years it's been held in the City. East York last hosted in 2005 (for reference, I was an expectant mother at the 2005 AGM, and this year when we host again, said child will be graduating from grade 5) so it really is our turn.

What is involved in hosting? Everything from securing a suitable venue, booking exciting speakers, planning a flower show open to all 18 clubs, fundraising, registration, seating attendees, and then the little things like raffle prizes (well to some they're a big deal), lunch, coffee, snacks...all the little things that make for a fun day of learning and meeting other gardeners in the district. Being an Annual General Meeting, there is a business portion, but it is usually done first thing in the morning, followed by the speakers, prizes, awards and food. Over the years word has gotten out that it is a pretty fun event, and often there are over 200 people in attendance and societies are encouraged to register early to ensure a seat.

The Planning Committee, in partnership with District 5, has met almost once a month since the summer of 2014. The date is Saturday, April 23, 2016. The venue location is the Latvian Canadian Cultural Centre, because when the Scarborough Garden & Horticultural Society hosted there a few years ago everyone really liked the space. The theme is “Garden Senses” which we feel can incorporate taste, touch, scent, sight, sound and this has given us many options for interesting speakers, topics and great door and draw prizes and centerpieces.



Each attendee will have their name in a draw for a chance to win one of 18 themed prizes that have been gifted by each of the District 5 clubs. And there will be an opportunity to purchase tickets to possibly win one of our own club's art work or gift basket.

If you would like to get involved by volunteering or if you want to attend, please contact me, [susanhirst@gmail.com](mailto:susanhirst@gmail.com) or [barb.fairbanks-eygc@bell.net](mailto:barb.fairbanks-eygc@bell.net)

This photo is of a mosaic inlaid table by Rosalind Regnier; a handmade pillow by Lee Pritchard and a watercolour by Lucie Simons. All are items that will be in the draws for the D5 AGM.

## Help Wanted ...

Thanks to Sue Mason for stepping up to help with Greeting and assisting the newsletter Editor. Thanks to Gord Piercey for offering to learn the audio part of A/V with Malcolm.

We are still looking for some help. If you would like some more information and/or are interested in helping in one of these areas of club activities, please contact: Barb Fairbanks 416-755-0278 or [barb.fairbanks-eygc@bell.net](mailto:barb.fairbanks-eygc@bell.net)

**Publicity:** Work with the Publicity committee to distribute and maintain

brochures, posters, announcements in various locations within East York.

**Photo Contests:** Work with Malcolm Geast and Dawn McEachern in various capacities for the 5 People's Choice contests and the Annual contest by helping in the planning process for choosing categories and at the meetings by setting up the table, accepting photos for the contests, encouraging voting and reconciling the votes. It would require you to be at the clubhouse before 7pm on contest nights.

### Membership Greeters:

Working with the Membership committee on meeting nights to ensure all members and guests are greeted at the entrance and, if needed, to orient new members as to the proceedings of the evening's meeting and introducing some other members. It would require you to be at the clubhouse before 7pm.

To help out contact:

Barb Fairbanks  
416-755-0278 or  
[barb.fairbanks-eygc@bell.net](mailto:barb.fairbanks-eygc@bell.net)



## Treasurer Still Wanted:

After 10 years of being our wonderful Treasurer, Jean Quinn has advised the Board that 2016 will be her final year in this role.

We thank Jean for the

excellent work she has done for the club for so many years.

With this in mind, we must prepare ahead and look for a new Treasurer to be responsible for the

club's finances commencing in 2017.

If anyone has an interest in being the club's next Treasurer, and would like more detailed information on the role, please contact Barb Fairbanks at 416-755-0278 or [barb.fairbanks-eygc@bell.net](mailto:barb.fairbanks-eygc@bell.net)

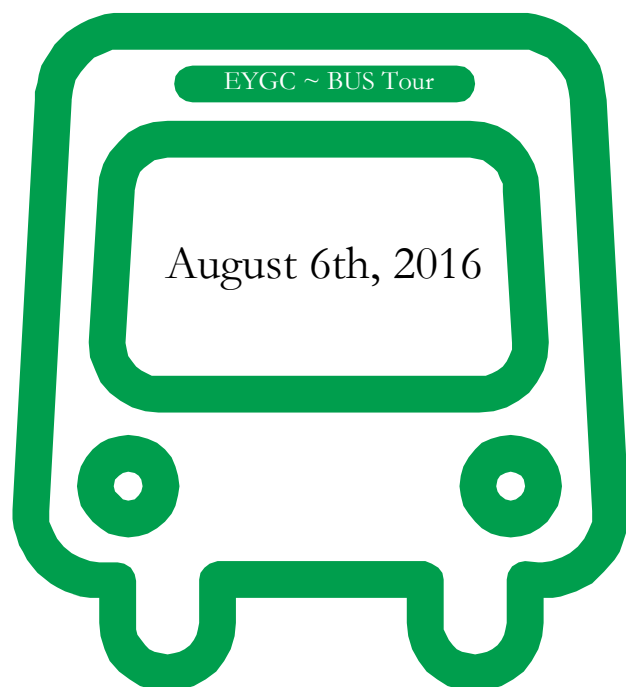


### From the 1978 Yearbook

#### PETAL PUSHERS

Mother had a vase of Pussy Willows gracing the top of the TV set in the living room. One Spring day, she replaced them with some bright-yellow Forsythia. Dad, who was not much of an authority on flowers, exclaimed, "WELL, I SEE THOSE THINGS FINALLY BLOOMED!"





Save the Date—Our annual Bus Tour will occur on August 6th, 2016.

Roz will start to sell tickets at the April Meeting— please bring your money with you to sign up.



## *Review: January's Meeting*

Monarchs, Mountains & Mexico; A review of Anna Leggett's lecture.

Well done Anna. Anna outdid herself again. We saw a part of Mexico tourists don't usually see. Not only did we see umpteen different butterflies but also birds, snakes and 1 crocodile.

I thought monarchs were declining in numbers but she mentioned that not all monarch migrate, therefore although our numbers have greatly diminished, there are certainly an abundance of them in Mexico.

Review by: Rosalind Regnier

## **From the 1961 Yearbook**

You have to believe in happiness,  
Or happiness never comes.  
I know that a bird chirps not the less  
When all he finds is crumbs.  
You have to believe that the buds will blow,  
Believe in the grass in the days of snow:  
Ah, that's the reason a bird can sing  
On his darkest day, he believes in Spring.

## *Welcoming Linda Boyko to the Board!!*

Linda has joined the EYGC Board and she comes with lots of experience. She sat on the Board for quite a few years and has re-joined us for at least one year. So, welcome Linda and we are happy to

have you working with us.

There are still openings on the Board for someone who is interested in keeping the club's momentum moving forward. Yes, it does require some time

and dedication, but it can be quite rewarding at the same time.

If you are interesting in knowing more, please contact Barb Fairbanks 416-755-0278





# Ontario Horticultural Association 2016 District 5 Annual General Meeting

## *Garden* SENSES



Hosted by  
East York Garden Club  
Saturday, April 23, 2016  
9:00 a.m. to 3:30 p.m.

Latvian Canadian Cultural Centre  
4 Credit Union Drive, North York

[d5agm@eygc.ca](mailto:d5agm@eygc.ca)  
416-429-4719





## Review of February Meeting: Cold Frames

By: *Veronica Callinan*

Cold Frames: Get an Early Start in Your Spring Garden.

Kyla Dixon-Muir 2016-02-18

Coordinator/Manager at Riverdale Meadows Community Garden

~ Elevate beds above ground on legs, to lift them away from rodents.

~ Set frames **NOW**, to heat the soil. But don't plant yet.

3 basic principles:

1. wind chill factors. Can be significantly.
2. Sun's heat is magnified inside a cold frame. Keep containers low to the height of the plants. Don't make them too high.
3. Controlling the precipitation.

**Thermometers:** Use a soil thermometer to take the guesswork out of detecting how warm the soil is. A mercury thermometer is recommended. Also use an air thermometer. Test on sunny days. Open frame on the north end when too hot. Use white plastic ones, they don't retain heat like black metal ones.

### Frames:

To simply warm the soil, laying plastic will work. Super 6 Vapor barrier works too but won't tolerate much sun. Plastic bottles are useful and become cloches. Thicker ones are better.

~ Floating row covers are good insect protection but don't protect against precipitation or real cold. Mice use it as nests, so not for over winter.

~ Use the metal frames from lawn signs to hold up the covers or frames. Be careful of wind, Clothes pegs don't work well. Use pegs with a good grip.

~ Plastic salad tubs are OK but are not very strong.

~ More advanced Carpentry works too. Build shares that stack as plants grow.

~ Angle the frames so water runs off. Ponding will drown plants.

### Other things:

~ Lasagna gardening can be used as the base. (Layer soil with cardboard and newspaper and compost. See picture below\*) Take the tape off first. The depth doesn't need to be that deep as roots are not that long

~ Water when the temp is warmer and not going to plunge. Do not water when the temp is low and getting lower. Error on the side of dryness.

~ Ventilate when the sun comes out. Lift the North end.

~ Slugs and snails are an issue. Crushed eggshells around the inside perimeter will help.

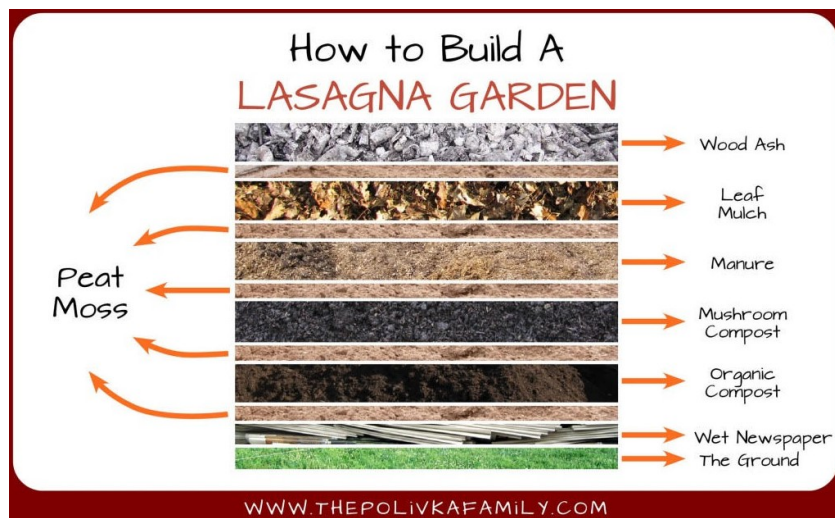
**What works best:** Leafy greens and perennial herbs. Kale, arugula, sorrel, chard, etc.

~ Next to plant are Beans and peas with cold frames. Watch for rodents.

~ Lastly: Tomatoes, melons and stevia are later. Reuse frames from earlier plantings.

Harvest greens when the temp inside the frame is above 0 or greens will wilt.

Scatter seeds in the fall and sprinkle a handful of soil on top. Cover with frames to keep birds off.



## East York Garden Club

*If you would like to make a submission in be included in the next issue of The East York Garden newsletter the next deadline is April 23rd, 2016*

*Please e-mail you comments regarding our Newsletter or submissions for the next issue to jenn@majam.net*



**EAST YORK GARDEN CLUB**

---

**We're on the Web!**

<http://www.eygc.ca>

---

Please note that preserve entries must:

- ☐ have the ingredients listed either on the jar itself, or on the entry tag or on a separate piece of paper set with the entry tag
- ☐ be vacuum-sealed
- ☐ be a full container made within the previous 12 months
- ☐ be no more than 2 entries per class per household

## *April's Flower Show*

Celebrating our 90th Anniversary will be reflected in all our design categories for the flower show competitions this year. The committee had fun brainstorming so we hope you can get inspired enough to try a few out.

For April, the theme is "Journey Through the Years". The titles were taken from the flower show listings in the archive of year-books that Malcolm Geast has acquired and stored. We tried to pick the ones that reflected the decade or heralded a change: 1960s A Salute to Expo, 1970s Pottery Road, 1980s Fill Up the Blue Box, 1990s Y2K: Millenium, 2000s A Glowing Future

We have put a miniature design in each of the four shows this year and a line design in the first three shows. If you attended the miniature workshop last year or will be attending the line design workshop this year (Sunday April 3rd 1:30-4:30 \$25) you can practice your new or refined skills with confidence.

For April, besides all the cut specimens that you can bring from your spring garden, there are also houseplants, seedlings and preserves.

If you have any questions about competing in the flower shows, whether it is design or cut specimens, houseplants, preserves, fruits, vegetables, please feel free to contact either: Barb Fairbanks 416-755-0278 or Cristina Brown 416-755-9077

---

## *Mark your Calendars ~ Some Great Upcoming Events ...*

- ♦ **March 5th** ~ Parkdale Seedy Saturday, 11 am to 3 pm, Bonar-Parkdale Presbyterian Church, 250 Dunn Ave. Toronto, ON
- ♦ **March 11h to 20th** ~ Canada Blooms at the Direct Energy Centre
- ♦ **March 19th** ~ Central Toronto Seedy Saturday, 10 am to 3 pm, Scadding Court, 707 Dundas St W, Toronto, ON
- ♦ **March 20th** ~ Central Toronto Seedy Sunday, 10 am to 3 pm, Evergreen Brick Works, 550 Bayview Avenue, Toronto, ON
- ♦ **April 2nd** ~ Scarborough Seedy Saturday, 11 am to 4 pm, Blessed Cardinal Newman High School, 100 Brimley Rd SOUTH (south of Kingston Rd), Scarborough, ON
- ♦ **April 9th** ~ North Toronto Seedy Saturday, 10 am to 3 pm, Black Creek Community Farm, 4929 Jane St, Toronto, ON
- ♦ **April 23rd** ~ OHA District 5 AGM hosted by US!!!!

