

May and June 2017



The East York Garden Club is a member of the Ontario Horticultural Association, District 5.

Meetings are held on the third Thursday of each month (except August and December) in the Stan Wadlow Clubhouse, 373 Cedarvale Avenue, at 7:30 pm.

Refreshments are available at 7:00 pm. The Clubhouse is wheelchair accessible. Visitors are always welcome.

Yearly membership fees are \$20.00 for a single, \$30.00 for a family. To inquire about membership, please contact:

Barbara Fairbanks at:
416-755-0278

Visit us on the web at
www.eygc.ca

President:

Barbara Fairbanks

Vice Presidents:

Rosalind Regnier and
Linda Boyko

Newsletter Editor:

Michael Woods



"The East York Garden" is the Newsletter for **The East York Garden Club**



The East York Garden

Next Meetings:

Thursday May 18th, 2017, 7:30 PM

Topic: The EYGC Annual Plant Sale

Our next meeting will be on Thursday, May 18th, when we'll be holding our annual plant sale, from the donated plants from your own gardens. Also, bring along any extra seedlings and house plants you wish to donate to the sale.

Members are asked to bring their plants between 6:30 and 7:00 p.m. so they can be prepared for sale. Please label the plant with name, colour, annual or perennial, height/width, blooming season, light requirements, and anything special the new gardener needs to know. The sale will begin after the speakers are done.

Members with Surnames beginning with "P" through "R" are asked to bring some cookies or squares for the refreshment table. Thank You!

Plant Buyers: Remember to total up your plant purchases before going to the checkout table!

Thursday June 15th, 2017, 7:30

Topic: Raised Bed Revolution: Making & Growing in Raised Beds

Speaker: Tara Nolan

"Why raised beds rule and what to grow in them."

There are multiple benefits to building raised bed gardens, from covering up poor soil, to providing better accessibility, to extending the growing season. This talk will address all those benefits and provide some inspiration for building your own raised bed. Not handy? No problem! You can still have a raised bed even if you don't want to pick up a hammer. You'll also learn where to put your new raised bed, what soil to use and what to plant – edibles, as well as ornamentals for the pollinators! Tara Nolan is a garden writer and editor. Her work has appeared in The Guardian, the Toronto Star, Canadian Living, Zoomer magazine and Garden Making, among others. Tara also does work for the Toronto Botanical Garden and the Canadian Garden Council, and volunteers at the Royal Botanical Garden.

Members with Surnames beginning with "S" through "U" are asked to bring some cookies or squares for the refreshment table. Thank You!

The June Flower Show is today! Good luck to all those who enter flowers, vegetables, designs!


Native Plant Sale

*Wildflowers, Shrubs, Trees, Ferns,
Vines, Grasses, Sedges*

Plants provided by NANPS-approved ethical growers. Knowledgeable experts available for assistance. Displays by NANPS. Learn about pollinators, conservation, and local environmental groups.



NORTH AMERICAN
NATIVE PLANT SOCIETY



**Saturday May 13, 2017,
12 p.m. to 3 p.m.**

Markham Civic Centre,
101 Town Centre Blvd.,
Markham, ON

*Discover the
Wonder &
Beauty
of Native Plants*

Check out these other North American Native Plant Society Sales:

- **Artisans at Work**, 2071 Danforth Ave. (at Woodbine), Toronto ON
Date- **Saturday May 20, 2017**, 11:00 am to 4:00 pm (Woodbine Station)
- **Christie Pits**, 750 Bloor St. W, Toronto ON
Date- **Sunday May 28, 2017**, noon to 4:00 pm (Christie Station)



Super Plant Sale

Sunday May 7, 2017, 11 AM to 2 PM

Location:
Toronto Botanical Garden
Garden Hall
777 Lawrence Ave. East at Leslie

www.onrockgarden.com

- Beautifully grown plants - rare and familiar - from our members
- Lovely flowers and foliage for sun and shade
- Choice shrubs and select perennials from select growers
- Free Admission & Parking

Other Vendors include: Maison House, Mary Ann's Garden, Sheila & Peter's Country Garden, Anna's Perennials, Vineland Nurseries, Julie Forbes, Ontario Iris Society, Alpinegum, and the Geranium, Pelargonium and Fuchsia Society.



Prez Patch

by Barbara Fairbanks

I know you from....???

Lately I seem to have been crossing paths with members in locations other than gardening related ones—at the library, grocery store, movie theatre, the Museum etc. While I may not connect you immediately to the garden club it is quickly becoming my “go-to” guess (it used to be book club? hospital volunteer? new neighbour?).

At my first job as a teller at Guaranty Trust on Bay Street, we were expected to be able to greet our customers by name. Not doing so could mean a note in your file for future “needs to improve” performance appraisals!

In preparation for becoming an EYGC President, I made a point of chatting to members, learning a bit about them and making sure I looked at their name tag. I kept a record in my yearbook by putting a checkmark next to names if I felt I could say “Hi Sue/Jenny/David” when I saw him/her at a meeting. Each year my yearbook had more checkmarks. It took about 3 years but I can now say that for the most part I think I can put a name to a face for about 185 members—especially if it is garden club night at the Clubhouse! There are a few I still have to work on.

So, please wear your name tag at every meeting to make it easier for me and others to make a connection. Take a moment to chat with someone you don’t know (and study their name tag too!), and maybe even volunteer a bit of your time in one of EYGC’s many activities. I will guarantee that I, and many others, will know you when we see you somewhere other than at the Clubhouse!



I look forward to seeing you at our meetings this year and, as always, you can contact me at:

barb.fairbanks-eygc@bell.net or 416-755-0278.



EYGC Bus Tour *(A few tickets still available...)*

This year's Bus Tour is heading to the **Port Perry** area, for a day of flowers, food, and wine! On the agenda are the following:

- Two Large Fabulous Private Gardens *(See some photos below...)*
- Lunch
- Tyrone Mill (Famous for their Apple Cider Donuts!)
- Archibald Winery
- Vandermeer Nursery

The bus will leave at 8:00 am, on **Saturday June 10th**, departing from the Stan Wadlow Clubhouse. Cost is \$80.00 per person for OHA members, and \$100.00 per person for non-members.



Last Call !!!

Get your tickets now for our bus trip to the **Port Perry** area. We start at two large hilly gardens on the Oak Ridges Moraine. If hills are a problem, no worries as most of the garden beds are situated near the house at the top of the hill.

Next is a scrumptious lunch in Uxbridge, then on to a wood & flour mill, a winery for a taste of local fruit wine or cider, & finally on to Vandermeer Nursery.

If any tickets are left after the April meeting they will be offered to other societies & also master gardeners. The price is \$80.00, non-members \$20.00 extra for membership.

Sorry, but I do not "save" tickets.

Last Chance! Tickets only available from:
Rosalind Regnier, 416-759-6247

The above photographs are from one of the private gardens that you will see on the bus tour. The photographs are courtesy of the garden owner.

Members Articles



My Favourite Perennial

by Diane Ronan

Asclepias tuberosa, also known as *Butterfly Weed* or *Pleurisy Root*.

I love this plant for the bright, showy, tangerine orange flowers and the fact that it's a magnet for butterflies, humming birds, bees and other pollinators.

It is recognized as a native North American plant, part of the milkweed family. The plant's genus is named after Asclepias, the Greek god of healing. Native people used it as a medicinal plant.

It is considered low maintenance. Needs full sun but is drought tolerant. Blooms from June to August but with deadheading you can get another bloom cycle. Grows 2-3 ft. high and spreads 1-1.5 ft. wide. It does not like being transplanted because of its taproot and is best left undisturbed once established. I have had my plant for about 4 years and it behaves nicely.



You might consider adding Asclepias to your garden this year. It has been named 2017 Perennial Plant of the Year and The Canadian Wildlife Federation has teamed up with Medallion Plants to promote plant kits that attract pollinators to your garden. One of the kits featured is a two-pack of Asclepias plants. Look for them in stores this spring.

Editor's Note:

A big thank you goes out to Diane Ronan for responding to the challenge outlined in the last newsletter to write an article about a favourite perennial, Diane's excellent article showcases not only her love of Asclepias tuberosa, but her passion for gardening. Thank you Diane.

MDW, Editor



Container Gardening for Your Outdoor Table

by Michael Woods



Red, Orange, Yellow & Terra Cotta

I love gardening and growing plants in the garden, but I also really love container gardening too, because of the flexibility it gives you. You can move the containers around to suit your layout, or to suit their sun requirements, and you can use them to give you a pop of colour wherever you need it. Certainly, the end of our driveway was a real dead zone until I filled it with containers.

One of my favourite ways to container garden is to make "mini" tabletop containers as centrepieces for the table on our deck. Our deck is fairly shady, so when not being used as a centrepiece, the container can live on the patio to get more sun. I like to include herbs and some culinary plants in the tabletop containers, so that they can add their colours & aromas to the dining experience. I have even had dinner guests pinch some fresh herb leaves off to add to their plate!

You may have to replace the odd plant throughout the season, but that's still a lot less expensive than buying fresh cut flowers for the table when guests come over.

In addition to choosing specific themes, you can select your containers and plants to colour coordinate with your china and glassware, for a real dramatic effect. Being a bit of a collector of glassware and china myself, I like the way they can compliment each other, and it also encourages you to bring out those pieces that have been unused at the back of the china cabinet for far too long.



Here are some examples of tabletop containers, and table settings. These focus on particular colour schemes, but you can dream up your own themes:



Pewter, Turquoise, Blue & White



Chartreuse, Purple, Lime Green & Aqua



Cool Blue, Green, Silver & Gray



Calling all Rockery Volunteers!

What do we do? On various Saturdays from late May to late October, we edge and prune and trim and cut and weed and dig and divide and plant and plan and chat and laugh and joke and take photos and have a cookie break.

Don't know what to do or how to do it? That's okay we have some great members who have worked the Rockery for years and know their way around a garden.

How often would I have to be a volunteer? Once is nice, but a few times is nicer and many times over the season is even nicer. It is your call—whatever time you can give us, we will gladly take. With changes happening at the Rockery this year, we will probably not be there weekly as we have been in past years.

Anything new this year? Yes! We have the City's Parks Department working with us to do some major pruning/removal of the juniper greenery that has taken over many of the layers of the Rockery and are willing to help in its renovation. Our main contact person has some great ideas and he is quite the plantsperson.

Want more information? Call **Barb** at **416-755-0278**

Want to sign up? The sign up sheet will be at the next meeting.



Spring Flowers Come into Bloom at the Rockery





Rockery Clean-up

by Susan Bartlett

As part of Toronto Community Clean-Up Day, on Saturday, April 22, a group of close to 20 EYGC members came to help clean up the Rockery for the season. Thanks to some of our members who stop by all year and tidy up, there wasn't too much to pick up! We filled about two garbage bags - mostly bits of plastic and Styrofoam blown under the shrubs. Since we were done early and the sun was shining we tidied up dead branches and old plant debris, and enjoyed seeing the results of all (well ok some) of the bulbs we planted in the fall. Next stop for many of us was Anna Leggatt's pop-up garden - always a treat. The Rockery is off to a good start for the season. A big thank you to all who came out!



Volunteers at the Easter Saturday clean-up at the Rockery



Susan Bartlett Contemplates



Paul Sarjeant & Stacey Shannon Show the Rockery Who's Boss



Jeff's Sombrero Sun Protection



Stacey Shannon does a Close Inspection



Sue Wells Ready to Prune



Roz Regnier Fills her Bag

EYCG May Plant Sale Tips:

*The May Members' Plant Sale is always a busy event. Please try to have your plants at the meeting between 6:30 and 7:00 pm so they can be priced and displayed. Please provide as much information as possible about what growing conditions your plants like. **Native plants are especially welcome!***

Some pointers:

- Decide early what plants will go in the sale.
- A healthy attractive plant will sell faster than a plant that is potted up the day before or the morning of the sale. A plant that was potted up and kept watered in a shady spot for more than a few weeks should put up some new growth.
- Clearly label your plant with its proper name. Don't guess. Identify it.
- If you have the nursery label it originally came with mark it on your tag using the botanical name and cultivar. It will give the buyer more information about the plant.
- Does it need sun or shade? That is important information.
- Does it need lots of water or is it a drought tolerant plant that can survive on the dry side?
- Make sure there are no weeds or add-ons. A buyer may not appreciate getting a sprig of goutweed or lily of the valley in with the sale plant. They can be aggressive plants once established.
- If applicable to your plant (e.g. shrubs or some perennials), bare-rooting is allowed.
- When buying plants at the sale, please total up your purchases **before** going to the checkout.



May and June 2017 EYGC Newsletter Photo Credits:

Various Photos: [Michael Woods](#), [Diane Ronan](#), [Barbara Fairbanks](#), [Susan Bartlett](#), & [Rick Plume](#)

Don't forget, we would like some
Photos of your
Canada 150 tulips...

Take some photos of the
Canada 150 tulips that EYGC gave
you last fall...



Hopefully you got them planted and hopefully the squirrels weren't watching you and hopefully when they do come up the squirrels don't chomp off the bloom! If all goes well, send **Barb Fairbanks** a photo to include in the monthly meeting scroll!




It's Pop-Up Time!

by Diane Ronan

Start thinking about popping-up your garden. Maybe your garden has some of the Ontario wildflowers, known as ephemerals. These short term, perennial plants quickly emerge in the spring and die back to their underground parts after managing to leaf out, bloom, go to seed and generally delight everyone who sees them.

Examples are: Dutchman's Breeches (*Dicentra cucullaria*); Bloodroot (*Sanguinaria Canadensis*); Jack-in-the-pulpit (*Arisaema triphyllum*); Trout Lily (*Erythronium americanum*); Spring Beauty (*Claytonia virginica*); Round-leaved Hepatica (*Hepatica americana*) and White Trillium (*Trillium grandiflorum*).



From Left to Right: Dutchman's Breeches, Bloodroot, Trout Lily, and Round-leaved Hepatica.



Certify Your Garden: *50 in 150 Update*

Some of you have already started on your certification journey, and a few people have already been successful in receiving their certification! **CONGRATULATIONS!**

Please let us know when you have received your certification and we will let everyone know in the upcoming newsletters. We will be tracking names, but also the numbers so we know how we are doing in our goal of 50 certifications.

The following gardens have received certification so far:

1. Alan Barber & Michael Woods
2. Austra Gulens
3. Rob Norquay
4. Margaret McRae
5. Diane & Peter Ronan
6. Nola McConnan
7. Gail Gregory
8. Anita Millar
9. Kathy Paidock
10. Mike & Susan Dolbey
11. Laurel Angeloff
12. Giuliana Giacomini
13. Jennifer Smith

Good luck to everyone in being successful getting your gardens certified! Please refer to the helpful hints published in the March/April newsletter.

Send us a selfie of you & your certificate & we'll publish it in the next newsletter!



Make sure you come to the next meeting and see how the EYGC tulip bouquet has grown. See who has received their certification, and get your own red tulip when your garden is certified.



Urban Farm Tour: Ryerson Rooftop

by Rob Norquay

Sign-up for the Ryerson Urban Farm tour to take place in June!

Many of you attended Arlene Throness' fascinating presentation on the farm in January. The farm resides on the roof of the engineering building on Ryerson campus downtown. Last year, over 10,000 lbs. of vegetables were produced, some of which was sold at their Wednesday farmers market and also to nearby restaurants. The farm production varies a lot over the season. There's always something exciting going on. In June you will see overwintered crops, perennials, and newly planted market garden crops.

Guides will cover the following topics:

- * History of the project
- * Overview of green roof benefits
- * Toronto's green roof bylaw
- * Converting the green roof to a farm
- * Ecological practices for market gardening
- * Integrated programming
- * Education and engagement

Sign up to see the farm in operation on one of these dates:

Monday June 12, 2pm or Sunday June 18, 2pm

Participants will arrange their own transportation to the Ryerson downtown campus and meet up for the one hour tour (Church St. North of Dundas). Further details concerning the meet up location will be provided. Cost is \$5 (a deal since the price has gone up now to \$10 per person). Please note that after the elevator ride, participants must be able to climb several steps to get up to the roof level.

To sign up, you can contact: **Rob Norquay at (416) 516-0563 or at rrbfjazz@primus.ca** or come to a club meeting, Rob will be there at the May meeting so you can speak to him in person.

You still have Time to Register/Enter for some OHA Convention Competitions...

The Art Competition pre-registration is open **until June 1st** and the Creative Writing entry must be post-marked no later than **June 1st**.

Contact Barb Fairbanks if you wish to pre-register your art work for the Art Competition or you may enter directly. For the Creative Writing, please enter your work directly to the Convener. Call Barb Fairbanks if you have any questions.

You may find information about these two competitions at: <http://www.gardenontario.org>



Garden Related Member's Business Notices:



Jacqueline's Garden & Yard Care

Friendly Efficient Service by an
Experienced Landscape Professional.

647-214-3337

jdtanner@hotmail.com

facebook.com/JacquelinesGardenAndYardCare



The Garden Sitter

Anita Millar
Garden Maintenance,
House sitting, etc.
Special rate for EYGC
Members

Phone: 416-690-1775

Email:

gardensitter1@gmail.com

Garden Related Business Notices are for members only. Notices are published once a year in one of the EYGC newsletters, typically spring or early summer. All notices must be submitted to, and approved by, the EYGC Board of Directors.

People's Choice

Photo Winners

March Category: Flags



2nd Prize - Anne Stanley



1st Prize - Anna Leggatt



3rd Prize by Wendy Plume

Flower Show Trophies & Awards You Can Win!

Yes, you!

Every year there are award presentations at our end-of-the-year AGM in November. This includes cash prizes for show points as outlined in the Flower Show Rules (the yellow section in your yearbook). This is a reminder of our trophies and awards possibilities for competitors:

We have the **“Anna Leggatt Novice Award”** that is awarded to the novice who wins the highest number of points in the monthly and annual shows. To be eligible, a member cannot have won a first prize in an EYGC flower show prior to the current year.

We have the **“Betty Meyers Best Cut Specimen Award”** of \$5 which is awarded to each member who receives the judge's Best Cut Specimen at each of our regular monthly shows:
April, June and September.

Finally, we have the **“George S. Henry Trophy”** which is awarded to the member with the highest number of aggregate points in both Horticulture and Design classes in the monthly and annual flower shows.

Hopefully, you had a chance to look at the entries in our April show and see that it can be easy – just ask us how!



Flower Show Rule Change for 2017 onwards:

Please note that this year we have changed Flower Show Rule # 18 stating that you can now display your cut specimens in your own containers as long as they are similar to club containers (glass vases, jam jars etc)

We will be marking the base of our club containers with a bright red dot of nail polish. You are responsible for taking your containers home or putting them in the recycling bin after a show.

Garden
OntarioWeek
June 10-18, 2017

GardenOntario week happens in a week when **EYGC** has our regular club meeting. Plus this year, our bus trip kicks off the week, then a couple of tours of Ryerson's Rooftop Urban Farm are planned and one or two pop up gardens I am sure. Please sign up for the tours and ***think about popping up your garden this week or this season!***

Upcoming EYGC June Flower Show

In 2016 we had 145 cut specimens alone compete for points in the June Flower Show. The June show also has fruits and vegetables and herbs and house plants. Easy Peasy! The design theme this June is "Canada 150 / Sesquicentennial" to celebrate Canada's birthday.

For those who have never entered a show, please take a look at the June Flower Show section on pages 15-16 in your yearbook. There are a lot of different types of flowers that you may be growing (a rose, a peony, a pansy?), and with a snip here and there you could have fun competing. Believe it or not, it can be quite exciting and addictive! Bring something in and complete an entry tag—volunteers will be there to help you. Just remember to get your entry in anytime between 6:30 to 7:10pm (the earlier the better so you aren't rushing).

If you have any questions about how to compete or prepare your entry, please call:

Barb at **416-755-0278** or **Cristina** at **416-755-9077**.

Recipe for May-June Issue

Those of us lucky enough to have a patch of rhubarb growing in our garden, will soon be picking the first rhubarb of the season. There are many ways to prepare rhubarb, from simple stewing to elaborate jams and jellies. Everyone has their favourite, and one of my favourite rhubarb recipes comes from my friend Alicia, and she will be the first to say that she got it from her Mom. This unusual recipe combines raisins with the rhubarb (sweet & sour), and is delicious!

MDW Editor

Alicia's Rhubarb Raisin Pie

- ◆ 4 cups diced rhubarb stalks
- ◆ 2 cups raisins
- ◆ ¾ cup white sugar
- ◆ 2 tbsp. cornstarch
- ◆ ¼ tsp. salt
- ◆ 2 eggs lightly beaten
- ◆ 1 tbsp. grated lemon rind
- ◆ 2 tbsp. lemon juice

&

Pastry for a 2-crust pie



Cover rhubarb and raisins with boiling water for 5 minutes and then drain well.

Divide the pastry equally, and roll out two circles, one for the top, and one for the bottom. Line a 9" pie plate with one of the pieces.

Combine sugar, cornstarch and salt; sprinkle half on the bottom of the pie shell. Add the drained rhubarb and raisin mixture.

Blend the lemon rind, juice, eggs and remaining sugar/cornstarch mixture, and pour over the rhubarb. Cover with the top crust and crimp edge.

Bake at 450F for 15 minutes then at 350F until golden brown, approximately 25 to 30 minutes.

Letters to the Editor

QUESTION:

What is a Sunchoke?

ANSWER:

Many people were asking about the recipe in the last newsletter which called for “sunchokes”. The recipe was submitted by our speaker at the February meeting, *Signe Langford*, who spoke about happy hens and fresh eggs. The recipe is from her book about cooking with native and naturalized edibles.


The Sunchoke is another name for the Jerusalem Artichoke. The following definition is courtesy of **Wikipedia**:

*“The Jerusalem artichoke (*Helianthus tuberosus*), also called sunroot, sunchoke, earth apple or topinambour, is a species of sunflower native to eastern North America, and found from eastern Canada and Maine west to North Dakota, and south to northern Florida and Texas. It is also cultivated widely across the temperate zone for its tuber, which is used as a root vegetable.”*

MDW, Editor



Sunchoke Flower



Sunchoke Tubers

Articles and Photos Required for the Newsletter

Our membership is full of people who have a lot of knowledge, information, experience and talent, and we would like to hear from you. This is your newsletter, so why not write something and send it in for publication? To spur you on, we will have a different question in each issue of the newsletter that will hopefully nudge some of you to do some writing. So this issue's question is:

“Do you grow edibles or herbs in your garden? What are your favorite edibles & herbs to grow? Please tell us.”

If you have a few photos to accompany your article, please send those along too, preferably as JPEGs. Please send your articles to:

Michael Woods, Editor, EYGC Newsletter

woods-eygc@bell.net

If you have any ideas for questions that you would like to see posed to the membership, please send those along too.

2017 OHA Convention

It is nearby this year!

Our District is the host for this year's convention, so if you have never attended, it is the closest to home for a few years yet.

It is being held the weekend of Thursday July 21st to Sunday July 23rd at the Sheraton Parkway Hotel on Highway 7 at Leslie.

EYGC is hoping to be a strong contender in many of the competitions, and two of our members will be speaking at Friday afternoon seminars: Anna Leggatt and Malcolm Geast!

Really think about attending. You will meet gardeners from all over Ontario and hear great speakers or go on interesting bus tours. You will find information and registration forms at:

www.gardenontario.org



See us at the East York Farmer's Market...

We had a great first year at the EY Farmer's Market in 2016. We gained some great new members and promoted **EYGC**. We are planning to continue to have a table once a month this year too.

The market is to open for the Season on Tuesday May 16th, and we hope to make **EYGC**'s first appearance on that day or May 23rd. We will be there to promote the Club, our membership, the 50 in 150 Certification project, our Rockery community project and any other interesting initiatives we have started.

We hope to be at the market on the following Tuesdays: June 13th, July 25th, August 15th, September 12th and October 17th.

If you would be interested in working with another member for just an hour or so at the table, let **Barb Fairbanks** know! It is a nice way to get to know one or two new members in a nice setting. You won't believe how many members go to the market and come by and say hi.





Hay... What's On...?

*Here is a very brief summary
of some events that you may
be interested in...*

| Dates: | Title: | For More Info Contact: |
|---------------|--|--|
| May 6, 2017 | Plant Auction - Cannington Hort. Soc., Cannington, ON | canningtonhorticulturalsociety.50webs.com |
| May 6, 2017 | Plant Sale - Paris Hort. Society, Paris, ON | Paris Horticultural Society |
| May 7, 2017 | Plant Sale - Rock Garden Society, Toronto Botanical Garden | http://torontobotanicangarden.ca |
| May 12, 2017 | Plant Sale - Georgetown Hort. Society, Georgetown, ON | www.geohort.com |
| May 12, 2017 | TBG Plant Sale Toronto Botanical Garden, (12th-14th), | http://torontobotanicangarden.ca |
| May 13, 2017 | Leaside Garden Society Plant Sale, Trace Manes Community Centre | Leaside Garden Society |
| May 13, 2017 | Plant Sale - Etobicoke Hort. Society, 516 The Kingsway, Toronto, ON | www.gardenontario.org |
| May 13, 2017 | Plant Sale - Agincourt Garden Club, 2575 Midland, Scarboro ON | cheryl.penner@hotmail.com |
| May 20, 2017 | Beach Plant Sale, Adam Beck Community Ctr. | Beach Garden Society |
| May 27, 2017 | Warkworth Lilac Festival, Warkworth, ON, (27th-28th), | www.warkworthlilacfestival.ca |
| May 28, 2017 | Garden Tour - Can. Cancer Society, Lorne Park, Mississauga | http://ccsgardentour.com/ |
| June 3, 2017 | St. Mary's Garden Fair, St. Mary's ON | rbhunter@hotmail.com |
| June 3, 2017 | Toronto Island Garden Tour, Toronto Island, (3rd/4th), | www.torontoisland.org |
| June 10, 2017 | Garden Tour - Niagara-on-the-Lake, Niagara on the Lake, ON | www.shawfest.com/gardentour |
| June 10, 2017 | Herb Fair - Durham Hort. Soc., 185 George St. W., Durham ON | jenhodge102@gmail.com |
| June 10, 2017 | North York Garden Club Plant Sale, Willowdale Presbyterian Church, (10th/11th) | North York Garden Club |
| June 10, 2017 | Through The Garden Gate Tour, Rosedale and Moore Park, (10th/11th) | For More Info Call 416-397-1483 |
| June 10, 2017 | Oshawa Peony Festival, Oshawa Valley Botanical Gardens, (10th/11th) | www.oshawa.ca/peony |
| June 17, 2017 | Port Hope Garden Tour, Port Hope , ON | www.acoporthope.ca |
| June 24, 2017 | Uxbridge Garden Tour, Uxbridge, ON | www.lucymaudmontgomery.ca |
| June 25, 2017 | Garden Tour - Georgian Bay Garden Club, Owen Sound, ON | www.georgianbaygardenclubowensound.com |

This list is to alert you to some of what's going on horticulturally in Toronto and the surrounding areas. Comprehensive information about each event is **not** listed here. We don't have the space for that. If you see something that interests you, then explore it further on your own. If you decide to go to one of these events, please let us know about your experience. **Thanks!**

For a detailed on-line listing, go to gardenmaking.com, and select "Garden Events—Ontario"

Welcome to the New East York Garden Club Members!

The following people have become members of the East York Garden Club since January 1st, 2017. Please join us in welcoming them to the garden club.

| | | |
|---------------------------|--------------------------------|---------------------------|
| <i>Gillian Akong</i> | <i>Jidra Rizvi</i> | <i>Doug Woods</i> |
| <i>Maureen Ballentine</i> | <i>Irene Sidgwick</i> | <i>Bev Woods</i> |
| <i>Owen Hennessy</i> | <i>Lesly Taylor</i> | <i>Mary Zacharatos</i> |
| <i>Genevieve Mahoney</i> | <i>Rosemary Vandierendonck</i> | <i>Imelda Prifti</i> |
| <i>Dan Pearson</i> | <i>Jacqueline White</i> | <i>Frances McAllister</i> |
| <i>Peggy Jablonsky</i> | <i>Sherry Krieg-Corcoran</i> | |



If you would like to make a submission to be included in the next issue of "The East York Garden" newsletter, the next deadline is:

June 20th, 2017.

Please email your comments regarding our newsletter, or your submissions for the next issue, to **Michael Woods** at:
woods-eygc@bell.net

We're on the Web! Find out more information and get back issues of this newsletter at our website:

www.eygc.ca



EAST YORK GARDEN CLUB

"The East York Garden" is the Newsletter of the **East York Garden Club**