



'The East York Garden' is the Newsletter of the East York Garden Club

Issue Date: 2018
November December

The East York Garden



Next Meeting:

Photo: Sweet Autumn Clematis with Monarchs Credit: Anita Millar

Friday November 16th, 2018, 6:30PM

Note: Revised Date/Time for AGM

Dinner: Plates, cups and cutlery are provided by the Club, as well as coffee/tea and non-alcoholic punch. Each member should bring a dish of food of at least 8 portions, and a serving utensil (please, if possible, put your name on all your dishes & utensils). You may bring a main dish, salad, or dessert, but no appetizers please. Any leftovers at the end of the evening will be donated to Kennedy House Youth Services on Pape Ave.

Draw Prizes: Tickets will be given out at the door. You can then view the prizes and put in one-half of your ticket for the item you want to win. The draw will take place at the end of the evening, so you have time to make your decisions.

Club Business: The Installation of the Executive Board, a review of our financial year, approval of minutes from 2017, flower show awards, fall photography contest awards with photos on display, and membership renewals accepted.

Annual Photography Contest: The photographs that were entered into the contest will be on display in the lounge complete with prize ribbons.

Yearbook Cover: The final "People's Choice" photo contest of the year is held at the AGM. The winning photo will be featured as our cover on our 2018 yearbook. You may bring in one of your best garden-related photos from 2017 or 2018, however it must be in portrait orientation (i.e., taller than it is wide). You should select a photo that you think would look particularly good on the front of the yearbook. Carefully print your name on the top of the back of the photo. For this contest, photos can be entered even if you have already entered them in one of our previous contests. The winner will be selected by the secret ballot voting of members in attendance. **Entries must be received by 6:20pm.** All entries will be on display and voting will be open throughout the evening.

Questions regarding the AGM evening? Please call **Mary Donovan at 416-429-7518**

Remember there is NO meeting in December ~ Our monthly meetings will resume on Thursday, January 17th, 2019.



The **East York Garden Club** is a member of:
The Ontario Horticultural Association, District 5.

Meetings are held on the third Thursday of each month (except August and December) in the Stan Wadlow Clubhouse, 373 Cedarvale Avenue, at 7:30 pm.

Refreshments are available at 7:00 pm. The Clubhouse is wheelchair accessible. Visitors are always welcome.

Yearly membership fees are \$20.00 for a single, \$30.00 for a family. To inquire about membership, please contact:


Barbara Fairbanks at:
416-755-0278

Visit us on the web:
www.eygc.ca


President:
Barbara Fairbanks

Vice President:
Rosalind Regnier

Newsletter Editor/Art Director:
Michael Woods



Fall is Moth Time... How to keep them from Settling in Your House



Thank you to long time EYGC member Joyce Crook for sending in the following tips for dealing with moths:

This is the time of year when moths can get into your house to find a cozy spot to lay their eggs. Most people don't like the lingering odour of moth balls, so we are suggesting some natural repellants that have a more pleasant aroma.

First of all, at the first sign of moths get out your vacuum and target your carpets, under furniture, and corners of cabinets. Moths love natural materials such as wool, silk, sheepskin, cashmere and alpaca. If you think an article of clothing might have moth eggs on it, you can freeze it for a few days, or wash in hot water if applicable.

Try the following Natural Moth Repellants:

- **Cedar:** Cedar has a fresh scent, and you can find some at your local home improvement centre. Avoid wood oozing resin.
- **Cloves:** Fill a jar and poke some holes in the top.
- **Lavender:** You can hang sachets in your closets, and tuck them into your drawers. If the aroma starts to fade simply rub the bags to release more fragrance.

New This Year...

Attention November Potluck Cooks:

Please consider posting an ingredient list or recipe card next to your dish at the November Potluck/AGM. Food allergies abound these days and people want to know if there is anything they should avoid.

Thank you for your consideration!



Message from EYGC's President



Prez Patch
by Barbara Fairbanks

We have had another really full, interesting and energetic year at the East York Garden Club.

Thank you to all our members for joining for the first time or renewing for the 50th time. **Thank you** to the Board for all their hours working to make the club relevant and vibrant.

Thank you to any member who gave of their own time, a little or a lot, to ensure we continue to give the membership and the community a garden society that connects.

A special Thank You to Diane Ronan for being on the Board for the last 4 years. She has given us fabulous ideas and projects, some being: an EYGC Art Show, having a table at the EY Farmer's Market to promote the Club, introducing Pop-Up garden events, and our gift for Canada's 150th celebrations the "50 in 150" challenge to have 50 members have their gardens certified as "wildlife friendly" by the Canadian Wildlife Federation. Whew! There were a lot more smaller but significant suggestions she brought to fruition helping to make our Club grow and thrive. Thanks Diane.

And thanks to Peter Ronan who is stepping down from the job of looking after our print publicity—the bookmarks, the Club brochures and posters. We looked better because of the wonderful work you did for us.

See you at the Friday November 16th AGM and have a safe and happy December and then I look forward to seeing you on Thursday January 17th, 2019.



I look forward to seeing you at our meetings this year and, as always, you can contact me at: barb.fairbanks-eygc@bell.net or 416-755-0278

Fall Plant Sale: 2018

On a chilly Saturday September 29th we had our second Fall Plant Sale where every plant sold for \$3! We had 14 members donate 114 plants and we almost sold out! We raised \$333.00!

Thank you to Diane and Peter Ronan for giving us the use of their driveway and to Anita Millar for leading the team of volunteers: Linda Boyko, Sue Wells, Stacey Shannon, Diane Ronan and Mary Lou Burt.

Thanks to all for digging, donating and buying!



Save the Dates:

District 5 AGM will be held on Saturday April 27th, 2019 and it is hosted by the Markham Garden & Horticultural Society. The theme is "Building a Greener Tomorrow"

The **112th OHA (Ontario Horticultural Association) Convention** weekend will be July 19 – 21, 2019. It is being held in Windsor and hosted by District 11. The theme is "Come to the Deep South Where Everything Grows".

Update: Gardening at the Legion

Our work this year at the Royal Canadian Legion Todmorden Branch 10

The gardens at one of our local Legions—the one at the corner of Pape Ave and Woodville Ave were beautifully designed and landscaped in the fall of 2017 with the help of many Legion members and the Highway for Hero's Association.

This year a small team of East York Garden Club members has been tending the gardens since the spring and we have seen how lovely the gardens are throughout the seasons. Our work involved pruning the climbing roses, deadheading, planting, staking, trimming and lots of weeding.

So far we have spent over 47 hours at the gardens this year. Thank you to our Lead, Jacqueline Tanner, and all our gardeners: Alma Bailey (and her husband Robert), Alan Barber, Dave Middleton, Jenny & Neville Reid, Monique Gauthier, Paula Davies, Rob Norquay, Shauna Brown, Susan May, Sue Munro, Suzanne Isaacs, Velma Ko and Wini Stoddart.

At our October club meeting, the Legion representatives presented EYGC with a Certificate of Appreciation in recognition of our services rendered. This framed certificate is on display in our cabinet at the Stan Wadlow Clubhouse.



Barb Fairbanks



September Flower Show - Wrap-up

September was our last flower show of the year, and we had lots of wonderful entries, showing off the last hurrahs of members gardens. We also had some delightful design entries, as shown on the following pages.



September Flower Show - Wrap-up



Anne Stanley's Apple Design



Kim Hewitt's Harvest Design



Vera Stoyanoff's Wood Design



Best Potted Plant



Michael Woods's Spool Design



Vera Stoyanoff's Harvest Design



**Vera Stoyanoff's Pond Design
Best Design**

EYGC Bus Trip Report




East York Garden Club Bus Tour Sunday, September 25, 2018

Once again Roz Regnier put together an outstanding day trip with a programme packed with a variety of places to visit. The first stop was Tim Horton's in Burlington! Once fortified we were soon on our way to what for me was the highlight of the day,

Whistling Gardens, Wilsonville, near Brantford. Whistling Gardens got its beginnings 14 years ago when owner Darren Heimbecker began transforming this parcel of land, much of it swamp, into a magical garden with ornamental plants, conifers, a peony garden with hundreds of different varieties, an interesting rock garden, and an aviary. Here we saw pheasants, peacocks and birds with exotically coloured plumage.

Darren took us on a tour of the property explaining how the garden has evolved and changed over the years. He gave a brief introduction with a demonstration on tree grafting and also answered various questions along the way. This tour ended with a spectacular water show on a terraced, outdoor stage built of stone. The show was put to music composed by Darren in his spare time, which

must be in very short supply judging by his hands-on approach to the running and developing of the property. After the spectacular show and a quick stop at the garden shop we boarded the coach for a very good buffet lunch at the Best Western, Brantford.



Tour Guide at Whistling Gardens

Next, we stopped at the Bell Homestead for our next tour, one of the homes where Alexander Graham Bell lived with his family for a short time after arriving in Canada from Scotland. We also learned about his contribution to the development of aids to help the hearing impaired, and other experiments that paved the way for telecommunication.

Our final stop for the day was the Dutch Mills Country Market where one could purchase, clothing, jewelry, local produce, gifts and if anyone was hungry after our big lunch, hot take-out meals, sweets, and drinks. Attached to the indoor market were paddocks with alpacas, ponies, ducks and chickens.

Our bus driver navigated the traffic well and brought us and the various purchases of plants, trees and shrubs safely back to Stan Wadlow in a timely manner.



Thanks Roz, for planning such a varied and interesting outing and ensuring we kept to the schedule.

Marion Stephens

Nov - Dec 2018 EYGC
Newsletter Photo Credits -
Various Photos:

*Alan Barber, Linda Boyko, Barbara Fairbanks,
 Monique Gauthier, Malcolm Geast, Austra
 Gulens, Anita Millar, Rob Norquay, Diane
 Ronan, Peter Ronan, Jennifer Smith, Lynda
 Tanner, Jacqueline Tanner, Sonia Van Heerden,
 Michael Woods*



Overwintering Dahlia Tubers

By Rosalind Regnier

I wasn't sure what to do, so I decided to phone one of our very knowledgeable EYGC members, Betty Meyers, to find out how to properly take care of my dahlia tubers.

- Wait for frost to affect the top of the plant.
- Carefully dig up the tubers, trying not to damage them.
- Remove the stalk and place the tubers in a cardboard box lined with lots of newspapers. You can leave some of the soil around the tubers.
- Place the box of tubers in the furnace room, or other dry place to dry out.
- When they are all dry, place the box in a cold cellar or unheated room to chill, but not freeze.

Good Luck!

Rosalind Regnier



Roz would like to thank EYGC member Betty Meyers for the above information. We thank you Betty for always being willing to share your knowledge with other members!

October Meeting - 2018



Container Sale

We sold some lovely vases and floral design containers that were donated to us by member Jean Quinn and a friend of a member. We sold almost all for a total of \$60.

Thank you Karen Bell and Jean Quinn for organizing the sale.



Barb Fairbanks Accepting the Plaque from the Legion

Book Sale

Thank you to all our members who donated some of their personal libraries of garden-related books. They were priced to sell and we raised \$111.00! Only 6 small boxes of books went to the Toronto Botanical Garden library for them to shelve or sell.

Thank you to Diane Ronan, Stacey Shannon, Sue Wells and Janet Carrington for taking care of the sale.

A BIG thank you to everyone who bought at least one book.

THANK YOU!

October Meeting - 2018



Ken Sugamori Accepting the Pumpkin Pie Prize

Carved Pumpkin Contest

It was a little sad this year that we only had 2 competing pumpkins, but they were something!

Congratulations to Ken Sugamori for his first place win with "ET" and Jennifer Smith for her second place "Hungry Cat".



Ken Sugamori and Jennifer Smith



"ET"



"ET" at Night



"Hungry Cat"



Wildlife in the Garden

We all love to see birds, butterflies and bees in our gardens, and as Dianne Cavanaugh has learned (pictured right with her CWF certificate) having your garden certified by the Canadian Wildlife Federation, can help you increase the wildlife that comes to your garden.


Providing food plants, shelter, protection, and water, goes a long way to make your garden a desirable place for wildlife to live, or at least a favourite stop on their journey.

We continue to encourage all our members to make the effort to have their gardens certified as wildlife habitats. You can find a link to the certification page in the "What's On" section in this newsletter.

Encourage and support the world of wildlife in your garden!



Wildlife in the Garden



For hummingbird video, press
Ctrl + click on the link below:

<https://youtu.be/FzMlbvsFyC0>



**Newsletter Articles ✓ Publicity ✓ Flower Shows
Greeters**

**Pop-Up Gardens ✓ Photo Contests ✓ Canada Day
Audio/Visual**


Plant Sales ✓ Bus Tours ✓ Refreshments

Membership Renewals ✓ Community Projects

Seed Exchange ✓ Speakers ✓ Workshops

Annual General Meeting

Communications ✓ Administration



HELP FOR 2019!

**We really want our members to be involved in
organizing and participating in our activities and events
by wanting to be on committees.**

Your participation can be part of the planning team,
or 'on the day' set up or overseer or both. We need
to know now where you would like to help out.

Depending on the committee and the number of
events within that activity, your involvement may be
small or big. For example: one single meeting or
many meetings as part of a group or team or with
just the committee coordinator (may be phone or
email in addition or instead of a physical meeting).

**For more information to see how you can
lend a hand in 2019, contact:**

**BARB FAIRBANKS:
416-755-0278**



Question and Answer Page:

We are thinking of starting a Q&A feature in the newsletter, and thought we would start with this one. We will approach various EYGC Master Gardeners, and try and find solutions to your inquiries.

If you think this is a good idea, please let us know, and send in your questions/photos, and we will do our best to find answers.

Send to EYGC Newsletter Q&A: woods-eygc@bell.net

Question:

My Hydrangea (Hydrangea Macrophylla 'Bailday') won't bloom. Last year it had one bloom, and this year it didn't have any blooms. Can you tell me what's wrong?

Dianne Cavanaugh



Answer:

The photograph shows that your hydrangea certainly looks healthy, although it is still a fairly young plant. How much sun does it get? This hydrangea can grow in full sun to part shade, and if it's not getting quite enough sun, that might inhibit blooming.

This particular hydrangea is rated to zone 6, so it is at the northerly edge of its range. It may need some winter protection to prevent damage to the future flower buds, as this one blooms on old wood. So, give it some winter protection, and prune only after blooming is over. The best winter/wind protection is good snow cover, which is difficult to maintain with our erratic winters. If the plant is exposed to strong winter winds, try to give some wind protection, or consider moving the hydrangea to a more sheltered location.

Do you have experience with the above variety? Can you offer any additional advice? Please send any comments to:
EYGC Newsletter Q&A: woods-eygc@bell.net

**NOVEMBER 15 -
DECEMBER 23**
THE DISTILLERY HISTORIC DISTRICT



torontochristmasmarket.com



EYGC Logowear 2018 - Update



The new logowear with our new EYGC logo has arrived!

The sales of the logowear have been going well, the aprons have all sold out, and we have just three items to offer now:

- T-shirts
- Mugs
- Embroidered Patches

They will be available for sale at the November AGM, so come with some money and take home your choice. If you pre-ordered, you can pick up your orders at the meeting, or we will hold it for you for pickup later.

We encourage everyone to buy a mug, so that we can reduce if not eliminate the use of Styrofoam cups at our meetings. The stainless steel mugs are good travelers, and easily fit into your knapsack or purse!

Buy a mug and your name goes in a draw to win a prize to be drawn at the AGM in November!

EYGC Logowear - Price List

2018

Item	Description	Price (each)
T-Shirt 	100% Cotton preshrunk jersey, 10 oz. Ultra Cotton® Classic Fit Adult T-Shirt Seamless double needle 7/8" collar Double needle topstitched neckline Double stitched sleeve and waist hems Seamless collar - taped neck/shoulders Quarter turned body—no center crease Comes in 8 sizes Printed logo, large, centre chest	\$10.00
Embroidered Patch 	Full colour embroidered patch Add to your favourite existing shirt, hat, bag, backpack, etc.	\$5.00
Mug 	Double-walled construction insulates your drink, keeping it the desired temperature longer, while also making it comfortable to hold. Perfect for coffee, tea, water, etc. Chip-proof, crack-proof, great to bring to meetings, and eliminate plastic cups Size: 266 mL (9-oz). (Won't empty the coffee urn with one fill...) One-colour logo imprint opposite the handle.	\$10.00

Pop-Up Garden Summary & Photos

We had 14 Pop-ups and several drive-bys this year, although surprisingly no pop-ups in the fall. We should all take a closer look at our gardens as the season is winding down, and appreciate the subtle beauty that there is to see in our gardens at this time of year.

For example, the Sweet Autumn Clematis with the monarchs on this issue's cover, courtesy of Anita Millar, shows some very delightful fall beauty.

The Autumn Aconitum just started blooming in our garden a couple of weeks ago, so be sure to embrace and enjoy the shoulder seasons of your garden.



Autumn Aconitum is the last blast of colour in our garden, and much appreciated at this time of year

Photographs from some of the Pop-up Gardens in 2018...





Join the Party!

**Two (2) members to join the Executive Board
of an exciting, creative, friendly, growing
garden club.**

To keep the Club as active as it is, with the momentum that we have, takes some work and a wonderful organizing team, AKA "The Board". You may have some skills that we can use and you would like to expand upon. You may be newly retired, or retired for a while or someone with a full-time job who wants to do more. We have a variety of committees and events that can use your leadership and/or enthusiastic and effective participation starting in November 2018.

**Contact Barb Fairbanks
as soon as possible
to chat about what is involved.**

Get Involved!

Hey, What's Going On?

Dates:	Title:	For More Info Contact:
06-Nov-2018	Wilket Creek Ravine Tour, Toronto Botanical Garden, 2:00 to 3:00pm	https://torontobotanicalgarden.ca/
07-Nov-2018	What's New at the Guelph Test Gardens, with Rodger Tschanz, 7:30-9:00, Fairfield Senior's Centre, Etobicoke Hort. Soc.	www.gardenontario.org/site.php/etobicoke
14-Nov-2018	Small Garden Design, 6:30 to 9:00pm, Toronto Botanical Garden	https://torontobotanicalgarden.ca/
17-Nov-2018	Kitchener Waterloo Holly & Ivy Christmas Sale, 10:00am to 2:00pm	Contact info: 519-893-6827, gayanderson@bell.net
19-Nov-2018	Gardening from a Hammock, How to create a low maintenance Garden, by Dan Cooper, 7:00pm in Port Hope, 81 Mill Street S.	Port Hope Horticultural Society
21-Nov-2018	Spice Talk—Learn the medicinal uses of basic spices in your cupboards, 6:30 to 8:30, Toronto Botanical Garden	https://torontobotanicalgarden.ca/
02-Dec-2018 to January 2019	Allan Gardens Christmas Flower Show, at Allan Gardens, 19 Horticultural Avenue	https://www.toronto.ca/explore-enjoy/parks-gardens-beaches/gardens-and-horticulture/conservatories/allan-gardens-conservatory/
08-Dec-2018	Mini Fresh Christmas Tree Workshop, 10:00am to 12:30pm, Toronto Botanical Garden	https://torontobotanicalgarden.ca/
10-Dec-2018	Seasonal Wreath Workshop, 6:30 to 9:30pm. Toronto Botanical Garden	https://torontobotanicalgarden.ca/
Every Thursday	Organic Farmers' Market at the Toronto Botanical Gardens, 2:00 to 7:00	https://torontobotanicalgarden.ca/
On-Going	Certify Your Garden Through The Canadian Wildlife Federation	http://cwf-fcf.org/en/explore-our-work/connecting-with-nature/in-the-garden/get-certified/?src=ws

This list is to alert you to some of what's going on horticulturally in Toronto and the surrounding areas. Comprehensive information about each event is not listed here. We don't have the space for that, but if you see something that interests you, then please explore it further on your own. If you go to any of these events, please let us know all about your experience. Thanks!



EYGC Photo Contests for 2019

People's Choice Photo Contest Categories 2019

January: Enjoying Winter

February: Clouds

March: Going South

August: Theme: Ontario

- ♦ Ontario – Yours to Discover
- ♦ Good Things Grow in Ontario
- ♦ Ontario Emblems (Flag, Flower, Bird, etc)

November: 2020 Yearbook Cover

Here are the categories for next year's photo contests, so you can plan your photo taking accordingly.

Remember you can submit your photos for the Fall Contest at the September or October meeting, and the winners will be announced and on display at the AGM in November.

Fall 2019 Photo Contest Categories

Horticultural

1. Captured Beauty (Close up of a Flower)
2. Harvest Time
3. City of Toronto Gardens (Any garden in Toronto planted by the city staff)
4. Critters in the Garden (Insects, birds, snakes, racoons, possums, etc)
5. There is Fungus Among Us (Lichen, moss, mushrooms)
6. Roses

General

7. Where my feet have been this year
8. Photographer's Choice (Black and White only)
9. Historic Toronto
10. On the Water
11. Foggy Weather
12. Garden Art

Children and Youth Category

Yellow in the Garden





Website: www.eygc.ca

MEMBERSHIP FORM

Year: 2019

Personal Information

Name _____
Address _____
City _____ Postal Code _____
Phone _____
Email _____

Note: Your privacy is respected. We will only use your email address to send you EYGC information. We do not distribute your email address to anyone else.

Membership Information

☐ New ☐ Renewal
☐ Single ☐ Family
☐ Receive newsletter and club events via email

Payment Method

☐ Cash ☐ Cheque

If new membership: how did you hear about us, e.g. a local paper, a neighbour, our brochure?

Age Group ☐ Under 18 ☐ 18 - 60 ☐ Over 60

Note: It is strictly voluntary if you choose to check one of these boxes. The rental rate at Stan Wadlow Clubhouse is a lower rate for organizations with a high number of seniors (over 60) and youth (under 18) therefore it is helpful, but not necessary, for us to have this information.

☐ I would like to volunteer in some capacity with the Club

Membership fees are due by January of each year. Fees can be paid in person at a regular meeting of the Club or by mailing this form and a cheque (payable to "East York Garden Club") to:

East York Garden Club, c/o Cristina Brown, 7 Knightsbridge Road, Scarborough, ON M1L 2A8

Personal Information & Privacy Act Disclaimer

The information provided on this form is for the exclusive and confidential use of EYGC. Personal information of members, such as your name, address and telephone number is published in the EYGC Yearbook to identify a contact person for a specific event. This will be maintained in accordance with Canada's Personal Information and Electronics Document Act.

Do you want your name in the yearbook's members list? ☐ Yes ☐ No

The East York Garden Club is a member of the Ontario Horticultural Association, District 5

The Back Page Garden...

Show us your back yard, front yard, or balcony...)

Send a photo of your garden at its best, or at your favourite time of year. Show your whole yard, or a cozy corner, or a particular "vignette" that you love and would like to share with EYGC members.

Be selective and send only one or two photos, preferably in jpeg format, and fairly high resolution is best for clarity. No flower close-ups here, those are for the front page...

Send to the newsletter at:

woods-eygc@bell.net

Shown to the right is Sonia Van Heerden's Volunteer Cosmos Patch



Here we Grow Again...Welcome New EYGC Members

Please join us in welcoming our most recent members:

Gloria Van Geilswyk



If you would like to make a submission to be included in the next issue of "The East York Garden" newsletter, the next deadline is:

December 20th, 2018

Please email your comments regarding our newsletter, or your submissions for the next issue, to

Michael Woods at:

woods-eygc@bell.net

We're on the Web! Find out more information and get back issues of this newsletter at our website:

www.eygc.ca



"The East York Garden" is the Newsletter of the East York Garden Club