



'The East York Garden' is the Newsletter of the East York Garden Club

Issue Date: 2024  
March April

# The East York Garden



Photo Credit: Jennifer Smith

Thank you for your contributions to our newsletters over the past year. We encourage you to continue sending us your photos, articles and ideas for our next newsletter to [newsletter@eygc.ca](mailto:newsletter@eygc.ca).



COOKIE/ CORNER: For the next meeting on **March 18**, those with last names beginning with **D to G** Are asked to bring cookies/ squares. **April** meeting **N to Q**





The **East York Garden Club** is a member of:  
The Ontario Horticultural Association, District 5.

Meetings are held on the third Monday of each month (except July, August and December) in the Stan Wadlow Clubhouse, 373 Cedarvale Avenue, at 7:30 pm.

The Clubhouse is wheelchair accessible. Visitors are always welcome.

To inquire about membership, please contact:


**Cristina Brown at:**  
416-755-9077

Visit us on the web:  
[www.eygc.ca](http://www.eygc.ca)

**President:**  
Kim Hewitt

**Vice President:**  
Heather Whetstone

**Newsletter Editor/Art Director:**  
Jennifer Smith  
and Maureen Ballentine



## Speaker Schedule for 2024

Date	Speaker	Subject
March 18	Darryl Cheng	An Engineer's Approach
April 15	Len van Burggen	Turn Your Snapshots into Art
May 13	Diane Bickers & Tena Van Andel	Gardeners' Questions & Answers

### People's Choice Photo Contest

**Deadline—March 25, 2024**

**"He Shed, She Shed"**

Submit to [photocontest@eygc.ca](mailto:photocontest@eygc.ca)

Watch your email for voting

### Newsletter Cover Photo

Have you got a photo that says to you:

**"This is May/June in East York"?**

Send it in to the newsletter for a chance to be on the cover of the next Newsletter!

**(Landscape format please)**

[newsletter@eygc.ca](mailto:newsletter@eygc.ca)

### Mar Apr 2024 EYGC Newsletter Photo Credits

#### Various Photos:

*Karen Bell, Beth Binnington, Dianne Cavanaugh, Dena Gilmour, John Howes, Anna Leggatt, Therese Paquette, Rick Plume, Wendy Plume, Jennifer Smith, Heather Whetstone*

# Message from EYGC's President

## Prez Patch

by Kim Hewitt



Hello, My Dirty Friends. For those of you who read the Jan/Feb newsletter, you know I have been mulling around how to address the group. "My EYGC Friends" didn't have a great ring to it and it didn't fit my fondness for puns. I came up with "My Dirty Friends" and no one told me at the last meeting that it was a definite NO. So, I'm going to try it out for a bit and see what happens. Feel free to offer up other suggestions and/or tell me if you are not a fan of this greeting.

We started the year off with a challenge: to quickly change the January meeting date the day before and change the February date. Thanks to everyone who helped with making the change and communicating it to members. It was wonderful seeing those who managed to make it to the meetings in person and those who joined online. I think we had a pretty good turn out to both meetings, all things considered. Looking forward to getting back on track by meeting on the dates listed on the back of the yearbook.

I managed to do a couple of things on Kim's To Dew List. Not only did I water my indoor plants, I washed the leaves on a couple of them! One of them could still use a bit more love, and perhaps a bigger pot--might leave 'houseplant love' on my to-do list. If you are anything like me, as soon as it's nice outside my houseplants get neglected. I've been filling my Dad's bird feeder and watering his houseplants while he's been away so I'm counting that as done on my list. My garden catalogs are starting to look well-loved. I'm still pondering changes to my garden map. Gave my grow light area a good tidy up.

Seeds are ready to be started; hopefully I'll have sown several by the time you get this newsletter. I have a plastic container waiting for some winter sowing. I think I've done pretty well with my to-do list. Let me know what to put on the list for May and June. Send me an email or let me know at the next meeting. What garden to do's have you been to do-ing?

Lots of events coming up in March and April, with more and more starting to appear. Seedy Saturday's to check out all around the province. Looks like we will be well represented at the D5 AGM--yeah team EYGC! Before you know it Pop-Up garden season will be here. Consider hosting EYGC members in your garden!

NOTE: Make sure you've paid your membership as only paid members will be receiving the newsletter.

My contact details: phone 416-930-1731

*Kim, [gardenclub@eygc.ca](mailto:gardenclub@eygc.ca)*



# Meet Our New Board



Photo Credit: Rick Plume

## **2024 East York Garden Club Board Members from left to right:**

Kim Hewitt (President), Rosemary Vandierendonck (Treasurer), Heather Whetstone (Vice-President), Diane Brockman (Director), Nina Sparks (Director), Lynda Tanner (Director), Barb Fairbanks (Director), Jacqueline Tanner (Director), Roz Regnier (Vice-President), Susan Bartlett (Secretary), Beth Binnington (Director), Diane Dyson (Past President), Cristina Brown (Director)

## **Interviews of our New Board Members can be found in the following issues: [eygc.ca](http://eygc.ca)**

Kim Hewitt (President), Jan-Feb. '22

Diane Dyson (Past President), interview is forthcoming

Roz Regnier (Vice-President), July-Aug. '21

Heather Whetstone (Vice-President), Jan-Feb. '22

Rosemary Vandierendonck (Treasurer), Sept-Oct '22

Susan Bartlett (Secretary), May-June '23

Beth Binnington (Director), Jan.-Feb. '22

Cristina Brown (Director) July-Aug. '21

Barb Fairbanks (Director), Nov, - Dec. '22

Nina Sparks (Director), interview is forthcoming

Diane Brockman (Director), March-April '24

Jacqueline Tanner (Director), March-April '23

Lynda Tanner (Director), interview is forthcoming

Joyce Crook (Associate Director) Sept-Oct '21

# 2024 Flower Shows—What's New

*by Heather Whetstone*

New this year! The Jean Quinn Design Trophy will be awarded to the member with the highest number of points in the design classes of the annual and monthly shows.

A native plant class has been added to Section A for all four flower shows. The definition of a native plant is a plant species indigenous to Canada prior to the arrival of the first Europeans.

You may bring your entries starting at 6:30 pm to 7:15 pm. Judging starts promptly at 7:20 pm. Flower show entries may be removed no earlier than 15 minutes after the end of the meeting to allow members to view the show.

Please refer to page 22 of the club yearbook for the flower show rules and how to prepare entry tags.



Photo Credit:  
Heather Whetstone



Photo Credit:  
Heather Whetstone

# EYGC Garden Pop-Ups: a How-to Guide

*By Beth Binnington and Barb Fairbanks*

## **What is a garden pop-up?**

It all started in 2015 when member and Board Director, Diane Ronan, suggested random garden tours at times convenient to the member-homeowner. This would replace the large one-day, multi-garden, super-organized garden tour. The Pop-up Garden was born and it blossomed!

**Who may attend a pop-up?** These are members-only events so do plan to car-pool with other club members, but do not bring friends or life partner (do encourage your friends & partner to join the club!) as having access to Pop-ups is a benefit of membership and our OHA insurance is limited to members. EYGC visitors will be asked to sign an attendance sheet.

## **I am interested in ‘popping-up’ my garden- what do I do?**

Great! In our experience, hosts find the experience of sharing their garden very rewarding.

1. First, choose when you would like to open your garden and consider if there are specific flowers, shrubs or plants you would like to show which will help decide on approximate timing. You may choose to open more than once a year so members may see the seasonal changes.
2. If you are nervous about taking the plunge, contact our Pop-up coordinators Beth Binnington or Barb Fairbanks (contacts below, or approach them at a meeting) for encouragement.
3. Pick a day and time(s) – example, Wednesday from 4-6PM, or Saturday 10AM-noon AND 2-4PM. Phone or email Beth and/or Barb. Aim to give at least 3 days’ notice so the Pop-up committee can respond and get an email out to the club members.
4. Provide a brief description of what visitors will see (a magnolia in bloom, flowering bulbs, a fish pond, a native plant garden, etc. ), whether there are any accessibility issues (sloping ground, steep steps), and your address. It’s nice to include a photo for the email announcement but this is optional.

## **Anything else?**

We do ask that you keep any pets in the house for the duration of your Pop-up.

You’ll be asked to post 3 items. These can be emailed if you have a printer or dropped off if not.

1. a visitor sign-up sheet which will be collected afterward.
2. a notice to visitors that photos may be taken, and they may be in them, and used in club media, newsletters.
3. a general caution notice to visitors that there may be uneven ground or slopes.

## **Contacts**

Beth Binnington [verotoxin2@hotmail.com](mailto:verotoxin2@hotmail.com) or text/call 647-518-9378

Barb Fairbanks [barb.fairbanks-eygc@bell.net](mailto:barb.fairbanks-eygc@bell.net) or call/text 416-897-5949

# January Photo Contest Winners – “Frosty Morning”



1st Place—Beth Binnington



2nd Place—Anna Leggatt



3rd Place—Wendy Plume

# Fun Facts about Squirrels

by *Dianne Cavanaugh*

I used to feel that squirrels were a nuisance. They chewed our roof shingles, wooden fences, our brand-new composite window frames (yikes!), and they dug up our grass and garden bulbs.


My attitude changed once I became interested in gardening, wildlife and when we started sharing our backyard 15 years ago with several pure albino (white) squirrels.



Over the 39 years that we have lived at our current address in Topham Park, we have had many squirrels who made their nests in evergreen and deciduous trees, in our front and backyards and even once in an arbour on the back deck.

Here are some Fun Facts about squirrels:

1. Squirrels can jump vertically five feet and can leap between objects that are over ten feet apart.
2. Squirrels can sprint faster than you.
3. Squirrels are good swimmers.
4. A squirrel nest is called a drey. It looks like a leafy piñata in a tree.
5. Mama squirrels can have up to 2 litters per year. Female squirrels pull out their own fur to line their nest. The fur ensures that their babies stay warm and dry on cold spring and autumn nights. See the picture of the black squirrel with the missing fur and her 2 babies.
6. Baby squirrels leave their mother after 12 weeks and can start having babies of their own at 11 months.
7. Albino and black squirrels are not a species of their own but are just eastern grey squirrels with gene mutations. For the albino squirrel, this can lead to full or partial albinism, which also gives them poor eyesight and makes them more prone to things like missing an easy jump to a nearby branch. Unfortunately, Topham Park's albino squirrel was found on the road, lifeless; it appeared to have lost its balance and fallen from the wire onto the road. See the picture of the albino squirrel we named Sugar.
8. Apparently one in every one hundred thousand squirrels born is albino. We were lucky enough to have had 3 romping around our neighbourhood for many years.



Photos credit: Dianne Cavanaugh

So, for all you gardeners who are frustrated by their sometimes-destructive behaviour, they also have a very beneficial purpose: squirrels are nature's foresters. According to researchers, squirrels tend to forget about 10% of the nuts that they bury. By spreading and burying tree nuts (like acorns and chestnuts), it's estimated that squirrels plant millions of trees each year in North America alone!



# Winter sowing

*By Judy Douglas, Dena Gilmour (friend) and Jennifer Smith*

At the EYGC meeting In January, Heather Whetstone held a very interesting presentation and demonstrated her method of winter sowing. She talked about planting flower seeds and perennials in recycled plastic containers outside in the winter.

A friend of one of our members who lives in Toronto has also enjoyed winter sowing. However, instead of flowers and annuals, she has had a huge success with a variety of vegetable seeds.

Like Heather, she has used a wide range of recycled plastic containers and has also had great success using Ziploc baggies.

There are some very good websites to check out about planting with zip-lock bags. Example: Trudy Davidoff - winter sowing of seeds the easy way.

If you are interested in starting your garden early and saving money, just buy seeds and potting soil and start your garden early in recycled plastic containers outside in the winter!!

There are many resources on YouTube demonstrating this method of winter sowing. Examples: [Wintersown.org](http://Wintersown.org) and Sheryl Mann – winter sowing versus winter growing.

Winter Sowing is a cheap & easy way to start seeds ... outside with minimal effort!!

Advantages: You can have your garden ready:

- Earlier than before the stores have the plants ready for sale.
- Save money by only having to buy seeds.
- Have a wider variety of vegetables (and so many more seeds)!
- And the seedlings don't need to adjust to the conditions before planting in your garden as they are naturally acclimated to the outside temperatures.

The videos below can help anyone who may be interested.

<https://www.homefortheharvest.com/best-seeds-for-winter-sowing/>

<https://www.youtube.com/watch?v=KKWy8-1-t1Y&t=32s>



Photos credit: Dena Gilmour

# February Photo Contest Winners - “Another Day”



1st Place—Therese Paquette



2nd Place—John Howes



3rd Place Tie—Anna Leggatt



3rd Place Tie—Wendy Plume

# Our Upcoming Speakers

*Len van Bruggen —April 15, 2024*

## Turn Your Snapshots into Art

"Creative Photography with Len van Bruggen"

A presentation by Len van Bruggen IV on how to use some simple 'rules' to create more engaging images. Combining compositional techniques, understanding how to 'see the light' , and simple editing tools....you will be able to use these techniques whether you shoot with a DSLR, mirrorless camera or your phone.

Len van Bruggen IV has been a lifelong photo enthusiast, and a professional photographer for 15 years. He runs a photography studio, shoots a variety of styles, and also runs classes and workshops.

[www.lenswork.ca](http://www.lenswork.ca) for more information.



---

*Diane Bickers & Tena Van Andel—May 13, 2024*

## Gardeners' Questions & Answers

Diane Bickers has been an avid home gardener since 1990 where she has cultivated a haven for birds and pollinators in her front and backyard.

Diane was accepted into the Toronto Master Gardener In Training program in 2021 and will graduate this coming June. While studying to become a Master Gardener she also took on the volunteer role of coordinating gardening programs with Toronto Public Libraries. If you want to hear more about becoming a Master Gardener or what's on offer at TPL, she is happy to share!

Tena van Andel has volunteered with the Toronto Master Gardeners since 2003. She writes and lectures on everything and anything gardening, but if asked, her favourites are large trees and the exotic. Her latest adventures include rewilding a 19th century Northern Ontario farm and teaching a functional fitness class just for gardeners.



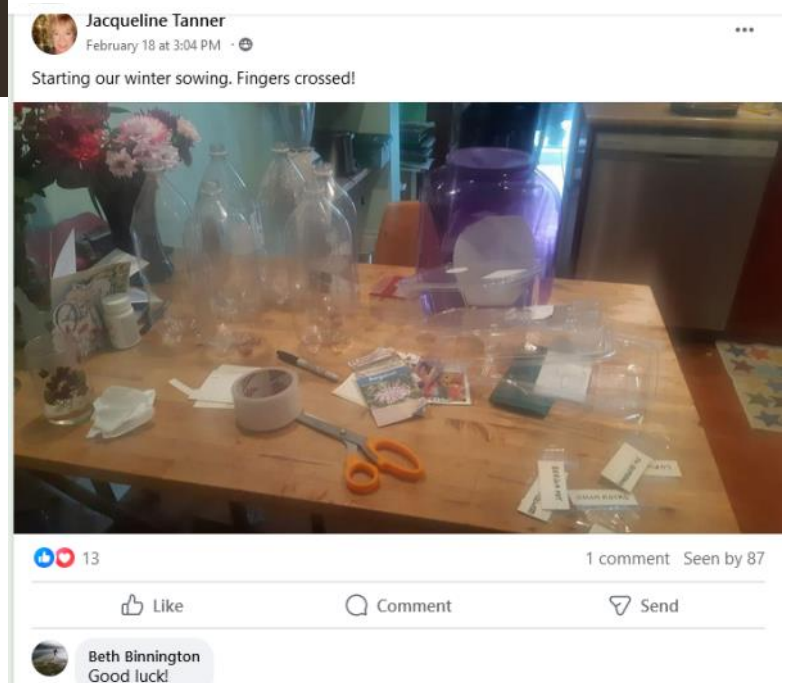

SEND YOUR QUESTIONS IN ADVANCE IF YOU CAN FOR DIANE AND TENA TO:  
[newsletter@eygc.ca](mailto:newsletter@eygc.ca)

# Facebook News!

Our **East York Garden Club** Facebook group has grown to **166** members. If you haven't had a chance yet, come and check us out. We are a private group open to anyone who wants to join, EYGC member or non-member. Everyone must answer the three questions and agree to our rules before joining. Invite your fellow gardener friends to join. We look forward to seeing you on Facebook!

*Cheers, Kim*

Kim Hewitt



# Meet a Returning Board Member

*Diane Brockman—by Jennifer Smith*

Diane moved to East York in 2000 and saw a notice about our garden club in the local Mirror newspaper. An avid novice, she has two notebooks full of information gathered at our meetings. She also took a horticultural class at Greenwood High School. Her father grew vegetables and flowers in their small family garden, which explains her love of geraniums and marigolds. She took a workshop last year from Dorte Windmuller and is starting to add more native plants to her garden.

Diane joined the board last year as a Director and is part of the committee that organizes our excellent roster of speakers. She was also on the board several years ago and served on a committee to plan the OHA District 5 AGM. She has volunteered with a variety of activities including assisting Barb Foster to organize the refreshments for our annual August Tea.

Diane trained as an English as a Second Language teacher in Edmonton. In 1984 she worked in the People's Republic of China as part of a reciprocal arrangement with the Alberta Dept. of Education. She then moved to Beijing and taught there for 8 months. She explained that it was a very interesting time to be in China just 8 years after the cultural revolution ended. She traveled extensively after completing her work assignments and saw many little villages in which people wore traditional clothing. She then became coordinator of a language school for Vietnamese refugees in Hong Kong and worked in this venue for three years.


In 1989 she returned to Canada and worked as an employment counsellor. Most recently, she taught architects new to this country to upgrade their communication skills. She learned a lot about architecture and loved working with these energetic and highly motivated young people for twelve years. Her career finished on a high, happy note.

She is a member of a fiction book club at S. Walter Stewart library, participates in exercise classes, and volunteers at Chester Village, a long-term care facility. She is a first-time cat owner after previously having Dachshunds.

**Ikebana for Beginners**—Workshop Saturday April 13 from 2pm to 3:30pm at the Japanese Canadian Cultural Centre—for more info about registration call (416) 990-5567

## WORKSHOP HIGHLIGHTS:

- 🌸 Date: Saturday, April 13, 2024
- 🕒 Time: 2:00 pm - 3:30 pm
- 📍 Venue: Japanese Canadian Cultural Centre
- 💰 Workshop Fee: \$20 (covers all materials)




**Ontario Horticultural Association - District 5**  
**2024 Annual General Meeting**  
 Saturday, April 20<sup>th</sup>, 2024



9:00am to 3:00pm  
**Toronto Botanical Gardens**  
 777 Lawrence Ave E, Toronto, ON M3C 1P2

*Hosted by North York Garden Club*


**Presents...**



[northyorkgardenclub.ca](http://northyorkgardenclub.ca)

**Ontario Horticultural Association - District 5**  
**2024 Annual General Meeting**






**Hosted by The North York Garden Club**

- AGM Business
- Judged Flower Show
- Featured Speakers
  - Colin Cassin – A Century of Invasive Species
  - Sean James – Spreading the Green Gospel

Date: Saturday, April 20, 2024  
 Time: 9:00am – 3:00pm  
 Location: Toronto Botanical Garden - 777 Lawrence Ave East, Toronto  
 Registration: \$45.00 (Includes Parking, Box Lunch, Coffee, Snacks, Door Prizes, Flower Show Entry)

Mail to: North York Horticultural Society  
 Mary Keeshan McLean  
 30 Banstock Drive North York, ON M2K 2H6  
 Email to: [marykmclean@rogers.com](mailto:marykmclean@rogers.com) (Subject Line: D5 AGM Registration)

Space is limited, so early registration (limited to District 5 members) is appreciated  
 Raffle Prize Tickets and 50 / 50 Draw Tickets sold on site

“He Shed, She Shed” and “Tears of Joy” are themes both for EYGC photo contests and the OHA convention in July. Consider entering a photo for both our club contest and submitting your photo to the OHA. Deadline for submitting photos for OHA is May 1, 2024. Check out the rules for the OHA photo here:

<https://gardenontario.org/wp-content/uploads/2024-OHA-PHOTOGRAPHY-COMPETITION-Schedule-2023-11-11-.pdf>



## Ontario Horticultural Association District 5

### 2024 Annual General Meeting

Saturday, April 20<sup>th</sup>, 2024

#### Flower Show Rules

**Entries will be received between 7:30 and 9:00am sharp and may be removed after 3:00pm. District 5 Entry tags will be provided. Please complete all information, including Society name.**

1. This competition is open to all members in good standing of Societies in District 5.
2. Each Society is allowed a maximum of two entries in A and B class, and one entry per decade for C Class.
3. All entries will be judged according to Ontario Judging and Exhibiting Standards, 2019. Please refer to this guide for further information.
4. The decisions of Judges and Show Chair are final.
5. Best of Show and Judges's Choice will be awarded in sections A through C.
6. Houseplants must have been grown by the exhibitor for a minimum of three months prior to exhibiting. They should be well established and mature.
7. The exhibitor must supply containers for horticultural exhibits.
8. In design classes, any type of fresh, dried and/or treated plant material may be used. Plant material may be obtained from any source. No artificial plant material may be used.
9. Accessories are permitted with all designs. Wiring and taping of flowers is permitted if it does not show, otherwise points will be deducted.
10. Ribbons will be awarded for all classes.
12. We reserve the right to change the class and/or section number on an entry tag if we find the entry is incorrectly entered. This will benefit the entrant.
13. The District 5 Design Trophy will be presented to the Society with the highest points in Design Classes.
14. The District 5 Horticultural Trophy will be presented to the Society with the highest combined points in Horticultural Classes.
15. The Dave and Bev Money Award will be awarded to the Society with the highest combined points in Horticultural and Design Classes.



## 2024 District 5 Annual General Meeting

### Flower Show Categories

#### A Classes - Horticultural

1. Branch, forced to bloom - not to exceed 30" or 76cm
2. Branch, naturally flowering - not to exceed 30" or 76cm
3. Branch, unusual, contorted or shaped grown for interest - not to exceed 30" or 76cm.
4. Any spring bloom, 1 stem

#### B Classes - Houseplants

1. Saintpaulia, African Violet, single crown 1 pot
2. Amaryllis, 1 pot
3. Orchid, 1 pot
4. Cactus a) 1 pot 4" or 10cm and under  
b) 1 pot over 4" or 10cm
5. Succulent, not a Cactus  
a) 1 pot 4" or 10cm and under  
b) 1 pot over 4" or 10cm
6. Houseplant grown for bloom  
a) 1 pot 4" or 10cm and under  
b) 1 pot over 4" or 10cm
7. Houseplant grown for foliage  
a) 1 pot 4" or 10cm and under  
b) 1 pot over 4" or 10cm
8. Any other houseplant not mentioned above  
a) 1 pot 4" or 10cm and under  
b) 1 pot over 4" or 10cm

Link to buy tickets:

<https://north-york-garden-club.square.site/>

Information on D5 AGM Events/Competitions

<https://gardenontario.org/district-listing/entry/282/>

#### C Classes - Floral Design

1. 1920's – Flappers - a design showing movement
2. 1930's – Depression - a design incorporating a recycled item
3. 1940's – War - a design in black and red
4. 1950's – Hats and Gloves - a design involving a hat and a pair of gloves
5. 1960's – The Beatles - A still life display - not to exceed 20" or 50cm in width (see P.253 Ontario Judging and Exhibiting Standards for information)
6. 1970's – Flower Power - a mass design
7. 1980's – The Elegant Decade - your own interpretation
8. 1990's – Grunge - a design incorporating sand
9. 2000's – Travel - a horizontal design
10. 2010's – Vaccines - a dry miniature to be staged in a niche 5 1/2 x 4 3/4 x 2 inches. **Or**, 14cm by 11.4cm by 5cm.

**Please reserve your floral design entry space by April 12th and indicate the class you are entering by contacting Gloria Broks at 416 493-0141 or gbroks@rogers.com**

# Calling all Hellebore Lovers

## From the Toronto Botanical Garden

Some Hellebores have been spotted blooming this week. Our garden, Edwards Gardens, and the Wilket Creek Ravine remain open daily for you to enjoy from dawn until dusk. Some paths may be closed due to winter weather conditions. Share your visit by tagging the garden on your social media post, and follow us for updates on what's beautiful in winter. #torontobotanicalgarden



**ALL ABOUT HELLEBORES** Get Your List Ready and Order Early Starting February 27! It's back! Our popular Hellebore Sale. Our selection of Hellebores will be available for online pre-orders starting Tuesday, February 27, 2024. Orders will be ready for in-person pickup on Saturday, April 6 at the Toronto Botanical Garden from 9 a.m. to 4:30 p.m.

Plants will also be available to purchase on the day of the sale. Quantities are limited so shop early for the best selection. For more information contact the Garden Shop at [orders@torontobotanicalgarden.ca](mailto:orders@torontobotanicalgarden.ca).

Hellebores: Our Best Late Winter, Early Spring Blooms! Join us for an informative session about Hellebores; the most magnificent blooms to welcome the late winter and early spring season! With their captivating hues and striking foliage, hellebores make a great addition to any garden. Pest-resistant and cold-tolerant, they are always happy in Ontario Gardens!

Join us for an informative session covering all aspects of growing hellebores. From planting tips to maintenance advice, you'll gain practical knowledge to successfully cultivate these versatile plants in your garden. Don't miss this opportunity to expand your gardening skills and add the enduring beauty of hellebores to your landscape Tuesday, April 2, 7 to 8:30 p.m. Public \$20, TBG Members \$15 Register—to register phone 416 397-1341.

## Community Outreach for 2024

*By Jacqueline Tanner*

Although it is dull and dreary out now, we are looking forward to spring and getting out in the garden again.

This year we will be helping out at the Pape and O'Connor Legion as we have for several years. We are hoping to put down natural cedar mulch and possibly do some planting. The mulch will decrease our weeding time and help the garden deal with a dry summer.

We may also start helping at the Peard Rd legion at St Clair and Victoria Park.

They don't have much of a garden there and would like us to do some planting.

We are always looking for opportunities to show off our gardening skills in the community but our ability to do so depends on us having volunteers to come out to help. It's pretty easy work and lots of fun so if you have an hour or two to spare during the week consider lending your hands and skills to our outreach program.



# OTHER NEWS

## District 5 has a couple of items to share with you all:

1. Spring Blooms - open flower show by the Garden Club of Toronto. Free Admission.
  - The flower show will be at the Toronto Botanical Garden, 777 Lawrence Ave E., May 23, 2024, 12:30 p.m. to 5:00 p.m.
2. The Garden Clubs of Ontario School for Design Judges, Exhibitors and Educators starting in 2025
  - More info here:  
[www.gardenclubsofontario.ca/judging-schools.html](http://www.gardenclubsofontario.ca/judging-schools.html)
  - This is a wonderful opportunity for anyone interested in flower shows and design to study to become floral design judges, or for those who are interested in honing their exhibiting skills.



<https://gardenontario.org/convention/>

## Garden Ontario 50/50 raffle

Buy tickets for the Jan/Feb raffle on the Garden Ontario website - sale ends March 15, 2024. Draw date March 16.  
Early Bird Draw—January 27, 2024

<https://www.rafflebox.ca/raffle/ontario-ha>

## Kim's to dew list:

like a regular to do list except items may evaporate like dew

March 3 - Pot up cuttings from fall

10 - Force flowing branches, buy pussy willows

17 - Check stored bulbs and plant forced bulbs

24 - Make a canning list—what to make this year

31 - Start tomato seeds indoors

April 7 - Clean and repair bird houses/nesting boxes

14 - Start zucchini, squash, basil and nasturtium seeds indoors

21 - Prune vines: wisteria, clematis and climbing roses

28 - Try direct sowing swiss chard

# Notices to Members

## PEOPLE'S CHOICE ONLINE PHOTO CONTESTS FOR 2024

April: "Tears of Joy"  
May: "Song to the Moon"  
June: "Evening in June"

[photocontest@eygc.ca](mailto:photocontest@eygc.ca) or  
**416-469-5593**

## MEETING REFRESHMENT SCHEDULE 2024

Refreshments will be available at our meetings starting in January. We are requesting members bring cookies. Schedule is below. Those with last names beginning with the letters corresponding to that month are asked to bring in cookies. January refreshments will be provided by the Board. Please bring your own mug; perhaps your EYGC mug! Donations of tea are welcome.

*March: D to G*

*April: N to Q*

*May: A to C*

*June: T to Z*

*September: R to S*

*October: H to K*

## EYGC Memberships 2024

**Memberships:**  
Individual—\$20/year, Family - \$30/year.

Send cheques payable to  
"East York Garden Club" to:  
East York Garden Club,  
c/o Cristina Brown,  
7 Knightsbridge Rd,  
Scarborough, M1L 2A8

Our membership form can be found online at  
<http://www.eygc.ca/ClubInfo/HowToJoin.html>

**NOTE:** If paying by e-transfer NO  
PASSWORD is required. Please add your full  
name and address in Notes section of the  
e-transfer .

### Discounts available with your Membership

Some garden centres provide a discount if  
you show them your membership.  
Don't forget to ask!

## EYGC Code of Conduct

In keeping with the City of Toronto's Anti-harassment policy when using any City of Toronto properties, East York Garden Club, with the kind assistance of the Leaside Garden Club, has designed an **EYGC Code of Conduct** to adhere to the City's regulations.

In short it says: ***A guiding principle of the East York Garden Club is that everyone is entitled to be treated with courtesy and respect at all times. Although EYGC promotes freedom of expression and open communication, we expect all members to adhere to this principle as outlined in the full "Code of Conduct".***

# 2024 Membership Form



Website: [www.eygc.ca](http://www.eygc.ca)

## MEMBERSHIP FORM Year 2024

### Personal Information

Name (s) \_\_\_\_\_

Address \_\_\_\_\_

City \_\_\_\_\_ Postal Code \_\_\_\_\_

Phone \_\_\_\_\_

Email \_\_\_\_\_

*Note: Your privacy is respected. We will only use your email address to send you EYGC information. We do not distribute your email address to anyone else.*

Membership Information:  New  Renewal  Receive newsletter and club eventw via email

### Payment Options:

**\* Paying by Cash or Cheque:**

Cash  Cheque

Single (\$20)  Family (\$30)

**\*\* Paying by E-transfer to [treasurer@eygc.ca](mailto:treasurer@eygc.ca)**  
(Bank surcharge of \$1 included)

Single (\$21)  Family (\$31)

Membership fees due by January of each year. Fees can be paid in person at a regular Club meeting or by mail.

\* Mail this form and a cheque (payable to "East York Garden Club") to:

**East York Garden Club, c/o Cristina Brown, 7 Knightsbridge Road, Scarborough, ON M1L 2A8**

\*\* **E-transfer:** membership fee including bank surcharge to [treasurer@eygc.ca](mailto:treasurer@eygc.ca) . Please indicate **EYGC Membership and your name** in the message. Email the completed membership form as well.

If new membership: how did you hear about us, e.g. a local paper, a neighbour, our brochure?

Age Group  Under 18  18 - 60  Over 60

*Note: It is voluntary if you choose to check one of these boxes. The rental rate at Stan Wadlow Clubhouse is lower for organizations with a high number of seniors (over 60) and youth (under 18). It is helpful, but not necessary, for us to have this information.*

I would like to volunteer in some capacity with the Club \_\_\_\_\_

### Personal Information & Privacy Act Disclaimer

*The information provided on this form is for the exclusive and confidential use of EYGC. Personal information of members, such as your name, address and telephone number is published in the EYGC Yearbook to identify a contact person for a specific event. This will be maintained in accordance with Canada's Personal Information and Electronics Document Act.*

Do you want your name in the yearbook's members list?  Yes  No

*The East York Garden Club is a member of the Ontario Horticultural Association, District 5*

# The Back Page Garden

Show us your backyard! (or front yard, or balcony...)

Send a photo of your garden at its best, or at your favourite time of year. Show your whole yard, a cozy corner, or any “vignette” that you love & want to share with EYGC members.

Be selective and send only one or two photos, preferably in jpeg format - fairly high resolution is best for clarity. Send to the newsletter at: [newsletter@eygc.ca](mailto:newsletter@eygc.ca)



Photo credit: Tulips in snow—Karen Bell

## *Here we Grow Again... Welcome New EYGC Members*

Please join us in welcoming our most recent members:

**Nadiva Fraser MacDonald**



If you would like to make a submission to be included in the next issue of “The East York Garden” newsletter, the next deadline is:

**April 22, 2024**

Please email your comments regarding our newsletter, or your submissions for the next issue, to [newsletter@eygc.ca](mailto:newsletter@eygc.ca)

We’re on the Web! Find out more information and get back issues of this newsletter at our website:

[www.eygc.ca](http://www.eygc.ca)

